



MGM INSTITUTE OF HEALTH SCIENCES

(Deemed to be University u/s 3 of UGC Act, 1956)

Grade 'A⁺⁺' Accredited by NAAC

Sector-01, Kamothe, Navi Mumbai -410 209

Tel 022-27432471, 022-27432994, Fax 022 -27431094

E-mail: registrar@mgmuhs.com; Website :www.mgmuhs.com

COMPETENCY BASED MEDICAL EDUCATION (CBME)

(with effect from 2021-22 Batches)

Curriculum for Doctor of Medicine Anaesthesiology

Amended upto AC-50/2024, Dated 27/11/2024

Amended History

1. Approved as per AC-44/2022, Resolution No.5.53; Dated 09/12/2022.
2. Amended upto AC-46/2023, Resolution No.5.37; Dated 28/04/2023.
3. Amended as per AC-50/2024, Resolution No. 4.129; Dated 27/11/2024.

**COMPETENCY BASED MEDICAL EDUCATION
(CBME)**

**PG CURRICULUM
2022 (NEW)**

M.D. ANAESTHESIOLOGY

Resolution No.5.53 of Academic Council (AC-44/2022): Resolved to approve the curriculum of MD (Anaesthesiology) (CBME), to be implemented with effect from the batch admitted in Academic year 2021-22 onwards

COURSE DURATION

The course of study shall be for a period of 3 completed years including examinations.

ATTENDANCE, PROGRESS AND CONDUCT

A candidate pursuing degree course should work in the concerned department of the institution for the full period as a full time student. No candidate is permitted to run a clinic/laboratory/nursing home while studying postgraduate course Each year shall be taken as a unit for the purpose of calculating attendance. Every student shall attend symposia, seminars, conferences, journal review meetings, grand rounds, CPC, case presentation, clinics and lectures during each year as prescribed by the department and not absent himself / herself from work without valid reasons. Every Candidate is required to attend a minimum of 80% of the training during each academic year of the post graduate course. This shall include assignments, assessment of full time responsibilities and participation in all facets of educational process. Provided further, leave of any kind shall not be counted as part of academic term without prejudice to minimum 80% attendance of training period every year. Leave benefits shall be as per university rules. A post graduate student would be required to present one poster presentation, read one paper in national/state conference and to present one research paper which should be published/accepted for publication/sent for publication during the period of his postgraduate studies so as to make him/her to be eligible to appear at the university degree examinations. Any student who fails to complete the course in the manner stated above shall not be permitted to appear for the University Examinations.

PREAMBLE

The purpose of PG education is to create specialists who would provide high quality health care and advance the cause of science through research & training.

A post graduate specialist having undergone the required training in anesthesiology should be able to recognize the health needs of the community. He or she should be competent to handle effectively medical problems and should be aware of the recent advances pertaining to his/her specialty. She/he should be highly competent anesthesiologist with broad range of skills that will enable him/her to practice anesthesiology independently. The PG student should also acquire the basic skills in teaching of medical/para-medical students. She/he is also expected to know the principles of research methodology and modes of consulting library. She/he should attend conferences, workshops and CMEs regularly to upgrade his/her knowledge.

The student is expected to know his/her subject in depth from various text books and journals; however more emphasis should be on the diseases/health problems most prevalent in that area. Knowledge of recent advances and basic sciences as applicable to his/her specialty should get high priority. Competency in anaesthesia skills commensurate with the specialty (actual hand on training) must be ensured.

SPECIFIC LEARNING OBJECTIVES

1. Theoretical knowledge: The student should have fair knowledge of basic sciences (Anatomy, Physiology, Biochemistry, Microbiology, Pathology, Pharmacology, Statistics and Physics) as applied to Anaesthesia. The student should acquire in-depth knowledge including recent advances. He/she should be fully conversant with the bedside procedures (diagnostic and therapeutic) and have knowledge of latest diagnostics and therapeutics procedures available including radiological methods.

2. Teaching: The student should learn the basic methodology of teaching and develop competence in teaching medical/paramedical students. The student should be familiar with the latest teaching (computer and power point presentation) modes including simulators training and evidence based medical education.

3. Attitude development: The student should develop attitude that leads to appropriate communication with colleagues to function in a group in Operating Room /Intensive Care Unit, and develop the ability to function as a leader in the operating room.

SUBJECT SPECIFIC COMPETENCIES

The student during the training programme, should acquire the following competencies:

A. Cognitive domain

- Demonstrate knowledge of Anatomy related to;
 - ❖ Diaphragm, upper and lower airway, heart and coronary circulation,
 - ❖ Regional anaesthesia - field block, central neuraxial, blockade, block for acute pain states
 - ❖ Procedures like -Intramuscular injections, arterial and venous cannulations and
 - ❖ Patient Positioning under anaesthesia

- Demonstrate knowledge of Physiology of various systems (respiratory, cardiovascular, hepatobiliary, renal, endocrine, pregnancy, haematological, neuromuscular, regulation of temperature and metabolism, stress response, cerebral blood flow and ICP, central, autonomic and peripheral nervous systems, metabolic response to stress and trauma) in detail and translate its application in a problem solving manner.

- Demonstrate knowledge of Biochemistry relevant to fluid balance and blood transfusion, perioperative fluid therapy, acid base homeostasis in health and diseases.
- Demonstrate knowledge of commonly used drugs in anaesthesia practice (premedication, induction agents - intra-venous and inhalational, neuromuscular blocking agents and reversal of muscle relaxants) - general principles, concepts of 3 pharmacokinetics and pharmacodynamics, drug interactions with the other drugs taken concomitantly by the patient and anaphylactoid reactions.
- Demonstrate knowledge of gas laws, medical gas supply system, fluidics, electricity, diathermy and oxygen therapy.
- Demonstrate knowledge of 'principles of physics' that govern functions of basic anaesthesia delivery equipment, airway devices – (laryngoscopes, airways etc), breathing systems and monitors, fiber optics, Lasers, Pacemakers and defibrillators, monitoring equipments (used for assessment of cardiac functions, temperature, respiratory functions, blood gases, intracranial pressure, depth of anaesthesia and neuromuscular block), Sterilization of equipments, manufacture, filling and transport of gases and liquid oxygen. etc.
- Demonstrate knowledge of importance of pre-anaesthetic assessment and optimization of a patient; consisting of evaluation, interpretation of laboratory investigation as applied to the care of the patients in planning and conduct of general anaesthesia.
- Demonstrate knowledge of basic life support, advanced cardiac, trauma life support, and neonatal resuscitation according to latest guidelines.
- Demonstrate knowledge of principles of sterilization and universal precautions, selection, maintenance and sterilization of anaesthesia and related equipment, Infection control, cross contamination in OT and ICU. Immune response and anaesthesia.

- Describe the development and history of anaesthesia as a specialty with knowledge of important personalities who have contributed towards it.
- Demonstrate knowledge of principles of artificial ventilation, management of unconscious patients, oxygen therapy, shock- (pathophysiology and management) and various protocols related to Intensive Care Unit.
- Demonstrate knowledge of post-operative care in the post-anaesthesia recovery room, in terms of management of
 - ❖ Post-operative pain: various modalities
 - ❖ Nausea and vomiting
 - ❖ Identified emergencies and postoperative complications.
 - ❖ Special precautions to be taken in specific surgical patients.
- Demonstrate knowledge of acute pain management, chronic pain therapy & therapeutic nerve blocks, acupuncture, acupressure and other non-conventional methods of treatment.
- Describe documentation, medico-legal aspects of anaesthesia and concept of informed consent.
- Demonstrate knowledge of research methodology and basics of biostatistics relevant to data collection, analysis, record keeping in anaesthesia, comparison and estimation of significance.
- Demonstrate ability to interpret blood gas analysis and other relevant biochemical values, various function tests and basics of measurement techniques, ECG.
- Explain blood coagulation mechanism, and their disturbances, rational use of blood and blood components.

- Demonstrate knowledge pertaining to special anaesthetic techniques as relevant to:
 - ❖ Outpatient anaesthesia, hypotensive anaesthesia, anaesthesia in abnormal environments including rural area and calamitous situations
 - ❖ Associated medical disorders in surgical patients
 - ❖ Geriatric and pediatric anaesthesia, Emergency, ENT, orthopedic, ophthalmology, obstetrics, dental, radio-diagnosis and radiotherapy.
 - ❖ Induced hypothermia, incidental, environmental safety of patient.
 - ❖ Malignant hyperthermia, myasthenia gravis, GB syndrome and other neuromuscular diseases, obesity, COPD, Diabetes mellitus, bronchial asthma and hypertensive crises.
 - ❖ Principles of anaesthetic management of neuro/cardiac/thoracic/vascular/transplantation/burns and plastic surgery.
 - ❖ Anaesthesia for patients with severe cardiac, respiratory, renal and hepatobiliary disorder posted for unrelated surgery
 - ❖ Shock, types, pathogenesis and management of patients in shock, renal failure, critically ill and/or on ventilator, Multiple organ failure.
- Demonstrate knowledge pertaining to care of terminally ill, Hospices management, Do not resuscitate orders.
- Demonstrate knowledge of general principles of medical audit and Critical incident reporting.
- Demonstrate knowledge of Ethics and clinical trial.
- Demonstrate knowledge of Hospital, ICU and OT design and planning.
- Demonstrate knowledge of Medical education including evidence based medical education.
- Demonstrate knowledge of principles of human resources and material management.

B. AFFECTIVE DOMAIN:

1. Should be able to function as a part of a team, develop an attitude of cooperation with colleagues, and interact with the patient and the clinician or other colleagues to provide the best possible diagnosis or opinion.
2. Always adopt ethical principles and maintain proper etiquette in dealings with patients, relatives and other health personnel and to respect the rights of the patient including the right to information and second opinion.
3. Develop communication skills to word reports and professional opinion as well as to interact with patients, relatives, peers and paramedical staff, and for effective teaching.

C. Psychomotor domain

At the end of the course, the student should acquire skills in the following broad areas and be able to:

- Demonstrate ability **as a perioperative physician**, in terms of
 - ❖ Acquiring mastery in careful and relevant history taking, physical examination in clinical evaluation of the patient preoperatively.
 - ❖ Collecting and synthesizing preoperative data from parent hospital and other sources and to develop a rational strategy for the peri-operative care of the patient.
 - ❖ Thorough and systematic approach to preoperative evaluation of patients with and without systemic diseases, undergoing different types of operations.
 - ❖ Prioritizing problems, present cases clearly and systematically to attending consultants.

- ❖ Developing working relationships with consultants in other specialties to assist in preoperative evaluation and get a good consultation.
- ❖ Interacting with preoperative patients and developing effective counseling techniques for different anaesthetic techniques and peri-operative procedures.
- ❖ Assessing and explaining risk of procedure and taking informed consent.
- ❖ Managing information in preoperative evaluation and outcome enhancement and communication skill to patients and relatives.
- ❖ Ability to choose and order the required investigations to be done in a particular patient peri operatively

- Demonstrate ability in performing

- ❖ Pre-operative equipment check
- ❖ selection of drugs
- ❖ Preparation of work table etc.

- Identify conditions like difficult airway by following difficult airway algorithms.

- Demonstrate ability to establish topical airway anaesthesia for awake intubation

- Demonstrate management of a Failed intubation drill on a Mannequin according to latest guidelines

- Demonstrate ability to monitor and assess depth of anaesthesia

- Demonstrate abilities to manage body fluid composition; volume status; replacement of fluid and blood loss; use of whole blood and blood components.

- Demonstrate abilities to manage Electrolyte and acid base derangements; osmolarity and osmolality.

- Demonstrate acquisition of skills to initiate mechanical ventilation; select appropriate type and mode of ventilator; and monitor proper functioning of ventilator.
- Identify the need to perform intra-operative laboratory tests, blood gases, coagulation profile and interpret the results with clinical correlation
- Demonstrate ability to manage co-morbid conditions and anaesthesia
- Demonstrate ability to perform cannulation of arteries, central and peripheral veins.
- Demonstrate ability in using and interpreting the following routine non-invasive and invasive monitors intra-operatively:
 - a. Electrocardiogram with ST-segment analysis
 - b. Noninvasive blood pressure
 - c. Capnograph: values and changes in values and waveform.
 - d. Pulse oximetry: values and changes in values
 - e. Neuromuscular blockade monitor
 - f. Invasive arterial pressure: waveform and changes in the waveform
 - g. Central venous pressure: values and waveform
 - h. Pulmonary artery pressure: Values and waveforms, pulmonary capillary wedge tracing.
 - i) Cardiac output
 - ii) Mixed venous oxygen saturation
 - iii) Evoked potential
 - iv) Transesophageal echocardiography: basic understanding
- Demonstrate skills in providing basic life support, advanced cardiac life support, trauma life support and paediatric-neonatal life support, train medical and paramedical staff in BLS and ALS.

- Demonstrate mastery in common procedures like vascular access, use of latest invasive and non-invasive monitoring equipment, lumbar puncture, management of appropriate mechanical ventilation and total care of Intensive Care Patient.
- Demonstrate ability to administer general anaesthesia and regional anaesthesia for ASA I to V, under supervision.
- Demonstrate ability to give extradural block (EDB) lumbar and thoracic, Spinal Block, and Peripheral Nerve Blocks under supervision.
- Demonstrate ability to use ultrasound machine for giving blocks and venous cannulation.
- Demonstrate ability to plan and administer anaesthesia to all emergency patients under supervision including patients for Cardiac, Neurosurgery, Pediatric surgery, 7 and for all major surgeries, able to manage critically ill patients and treat intractable pain.
- Demonstrate following abilities in **Emergency Anaesthesia, Trauma and Resuscitation:**
 - ❖ Organize resources in case of mass casualty.
 - ❖ Perform triage.
 - ❖ Assess, transport and manage mass casualties / disaster management and camp anaesthesia.
 - ❖ Manage massive haemorrhage and massive blood transfusion.
 - ❖ Transport critically ill patient.
 - ❖ Perform anaesthetic management of geriatric patients with fracture neck of femur
 - ❖ Manage severe burns patients, rapidly progressing spinal compression, massive haemoptysis and lobectomy, peritonitis from various suspected causes, preparation and management of bowel obstruction, septicaemic shock, acute upper airway obstruction such as foreign body, epiglottitis, infections, cardiac tamponade from

examples post cardiac surgery, malignant pericardial effusion, peri-operative management of rupture aneurysm of abdominal aorta

- ❖ Basic Cardiac Life Support and Advanced Cardiac Life Support, Basic Trauma Life Support, Advanced Trauma Life Support, and Cerebral preservation.
- ❖ Management of intra-operative cardiac arrest
- ❖ Management of intra-operative bronchospasm

- Demonstrate ability to document a Medico-legal aspect.

- Demonstrate ability to provide special sedation / **anaesthesia requirements outside operating Room**, eg **Radiology**: for CT, MRI (especially in relation to dye allergy and embolization, **Onco radiotherapy**, **Electroconvulsive shock therapy** (modified ECT. **Non-invasive cardio-radiologic procedures** including balloon angioplasty and cardiac catheterization, **Non-invasive neuro-radiologic procedures**, **lithotripsy** etc .

- Demonstrate ability to analyze data and write a thesis, present scientific data, participate in anaesthesia audit.

- Demonstrate ability to critically review and acquire relevant knowledge from the journals about the new development in the specialty

- Demonstrate following abilities in the **Post Anaesthesia Care Unit (PACU)**

- ❖ Assess the patient's recovery and condition for a safe discharge or transfer.
- ❖ Observe, recognize and treat the commonly occurring problems likely to arise in the Post-anaesthesia Care Unit (PACU) especially those in relation to cardio-respiratory systems:
 1. Airway integrity and compromise.
 2. Arrhythmia
 3. Hypertension
 4. Hypotension

5. Pain prevention and pain relief
6. Nausea and vomiting
7. Decreased urine output
8. Emergence delirium
9. Delayed emergence from anaesthesia
10. Shivering
11. Post-obstructive pulmonary edema.

- ❖ Assess patient recovery and the parameters for transfer from the PACU to the ward, ICU, home.
- ❖ Score the patient's condition according to the Aldrete system, including fast tracking after out-patient surgery.

- Demonstration of following abilities in **Intensive Care Unit**

- ❖ **Understanding the spectrum of critical illnesses requiring admission to ICU.**
- ❖ Recognizing the critically ill patient who needs intensive care -Trauma, burns, all types of shock, Sepsis, SIRS and ARDS, Poisoning, infectious patient (HIV, Hepatitis) and patients with metabolic disturbances.
- ❖ Monitoring progress of patients by physiological scoring systems
- ❖ Practicing infection control practices and control of nosocomial infections.
- ❖ Inserting central venous lines, arterial lines using ultrasound and interpreting the data.
- ❖ Managing cardiovascular instability, respiratory failure and postoperative pulmonary complications
- ❖ Understanding of the operation of mechanical ventilators including different ventilatory modalities non-invasive ventilation, complications and modes of weaning.
- ❖ Principles and application of Oxygen Therapy
- ❖ Glycemic control in the critically ill patient
- ❖ Practice of Hypothermia and prevention of cerebral injury after cardiac arrest
- ❖ Delivering appropriate nutritional support - enteral and parenteral.

- ❖ Proper use of sedative/hypnotic drugs in the ICU.
- ❖ Practicing ethical and legal aspects of critical care
- ❖ Good communication skills with patient and relatives.
- ❖ Proper Sterilization of ICU equipment.

- Demonstration of following abilities in **Acute and Chronic Pain Management**

- ❖ Assessment of patients with pain including: history taking, physical examination, and interpretation of investigations.
- ❖ Classify types of pain - acute chronic, traumatic, cancer pain, etc. with the knowledge of Pain pathways in detail.
- ❖ Practice the different modalities of physical therapy that may relieve both acute and chronic pain
- ❖ Practice the acute pain, cancer pain guidelines and WHO treatment ladder
- ❖ Practice routes of administration and risk/benefits of drugs used for acute and chronic pain relief, patient controlled analgesia and treat the common pain syndromes.
- ❖ Demonstrate practice of pain management in patients with problem drug use, drug dependency and addiction and identify the parameters for referral to a pain medicine specialist.

- Demonstrate Organization of acute pain service and role of acute pain nurse for pain assessment in various groups of patients, Physiological changes secondary to Pain, practice different modalities of pain control. Pharmacology and side effects of opioid analgesia and non-opioid analgesia, principle of patient-controlled analgesia and assessment of its efficacy, Pharmacology and side effects of epidural/intra-theal opioid. Neurological assessment of epidural blockade and management of failed block. Management of regional blockade – brachial plexus, para-vertebral and intra-pleural block. Management of epidural abscess. Substance abuse and acute pain control. Pain control in concurrent medical diseases – COAD, IHD, bleeding tendency, geriatric. Pain control in burns patients. Pain control in trauma patients included multiple rib fracture

- Demonstration of abilities to manage **Chronic Pain**

- ❖ Practice different modalities of chronic pain management - physical therapy, psychotherapy, (including cognitive behavioural approaches), neuro-ablation, neuro-augmentation, spinal opioid, interventional neuro-blockade, non-opioid analgesia.
- ❖ Anatomy, indication, technique and complication of chemical sympathectomy (lumbar sympathectomy, stellate ganglion block, celiac plexus block).
- ❖ Practice principles of management of cancer pain, principle of management of non-cancer neuropathic pain - phantom limb pain, post-herpetic neuralgia, complex regional pain syndrome, trigeminal neuralgia. Principle of management of non-cancer nociceptive pain - myofascial pain, lower back pain, intractable angina, burns, chronic pancreatitis, PVD.
- ❖ Practice Epidural steroid injection (all levels) and long-term epidural catheterization.
- ❖ Observe and practice following blocks: Infra-orbital nerve, Intercostal nerve
- ❖ Recognize complications associated with each blocks and know appropriate treatment of each
- ❖ Know the indications for stimulation techniques such as transcutaneous electrical nerve stimulation (TENS), dorsal column stimulation, and deep brain stimulation.
- ❖ Mechanisms and side effects of other therapies used for treating pain.
- ❖ The principles of pain management in special patient groups including the elderly, children, disabled, intellectually handicapped and those unable to communicate.
- ❖ Awareness of the principles for insertion and management of implantable drug delivery pumps.
- ❖ Awareness of the basic principles of palliative care.

- **Demonstrate practice of Regional Anaesthesia**

- ❖ Applying general principles of pharmacology of local anaesthetics and various adjuvants.
- ❖ Familiarizing with the relevant anatomy for regional techniques.
- ❖ Application of indications and contraindications to regional anesthetic technique including central neuraxial blocks, peripheral nerve blocks and sympathetic nerve blocks.
- ❖ Assessing adequacy of regional anaesthesia, and learn techniques of supplementation of inadequate blocks.
- ❖ Providing effective anxiolytics and sedation of patients by both pharmacologic and interpersonal technique.
- ❖ Performing the following regional anaesthesia techniques:
 - o Brachial plexus, cervical plexus, stellate ganglion block, lumbar plexus, lumbar sympathetic, Sciatic nerve block, Femoral nerve block, 3 in 1 block, Wrist block, Popliteal Nerve block, Trigeminal nerve block, Retro bulbar blocks, Paravertebral blocks, Intercostal blocks, Caudal block – adult and pediatric, Ankle block, Epidural block/Catheter, Subarachnoid block, Bier's block, All peripheral nerves of the upper and lower limbs.

- **Demonstrate practice of Thoracic Anaesthesia**

- ❖ Pre-operative assessment of patients undergoing Thoracotomy (lung resection), thoracoscopy, video assisted thoracoscopy and mediastinoscopy
- ❖ Various approaches and their relevant equipments for lung isolation.
- ❖ Various double lumen tubes and their placement.
- ❖ Application of Principle of chest drain.
- ❖ Respiratory Physiology and management of one lung ventilation (OLV). Indications, contraindications and hazards of OLV.
- ❖ Application of the knowledge of Anatomy of lung and broncho-pulmonary segments.
- ❖ Anatomy and techniques for intercostals nerve block and thoracic epidural. Management of thoracic epidural anaesthesia and analgesia

- ❖ Anatomy, techniques and placement of paravertebral block/catheter.
- ❖ Post-operative care of patients after lung surgery.
- ❖ Peri-operative management of patients with myasthenia gravis.
- ❖ Peri-operative management of patients with mediastinal mass.
- ❖ Anaesthetic management of mediastinoscopy, major airway stenting.
- ❖ Lung volume reduction surgery and problems.

• **Demonstrate practice of Cardiovascular Anaesthesia:**

- ❖ Application of the knowledge of Anatomy and physiology of valvular disease, coronary arteries and their territories. Pulmonary circulation, coronary circulation, cerebral circulation, visceral circulation.
- ❖ Application of the knowledge of Distribution of blood volume to different organs and systems and their control. Microcirculation. Venous system, venous pressure, its influence on various functions.
- ❖ Regulation of blood pressure, hypotensive anaesthesia.
- ❖ Anatomy and physiology of all operable congenital heart disease like ASD, VSD, PDA, TOF, transposition of great vessels.
- ❖ Application of the knowledge of anatomy and physiology of vascular heart disease like co-arctation of aorta.
- ❖ Assessment of cardiac patient with ischaemic heart, valvular heart disease and other diseases listed above. Understanding of cardiac catheterization, echocardiography, stress testing, and radio-nucleide imaging.
- ❖ Application of Principle and complication of cardiopulmonary bypass
- ❖ Application of Principle of trans-esophageal echocardiography
- ❖ Application of Principle of circulatory support: inotropes, IABP, pacing
- ❖ Coagulation and management of coagulopathy.
- ❖ Off pump bypass
- ❖ Intra-operative management of aortic surgery and major peripheral vascular surgery, aneurysm grafts, recanalisation procedures.

- ❖ Understanding of the adult patient with congenital heart disease and their management during anaesthesia.
- ❖ Postoperative cardiac critical care, including cardiovascular problems, analgesia.
- ❖ Insertion of invasive monitoring for arterial monitoring, central venous pressure monitoring, pulmonary artery catheter insertion and interpretation.
- ❖ Robotic cardiac surgery.

• **Demonstrate practice of Paediatric Anaesthesia**

- ❖ Application of knowledge of Anatomical changes in paediatric patient and neonates.
- ❖ Application of knowledge of Physiology and pharmacology in paediatric patient.
- ❖ Guideline for pre-operative fasting in children and pre-medication.
- ❖ Anaesthetic equipment: laryngoscopes, airways, endotracheal tubes, LMAs, PLMA and breathing circuit for children.
- ❖ Anaesthesia management for premature and newborn.
- ❖ Emotional problems for parent and child and principles of premedication. Consent by parents and their presence during induction. To become skilled in communicating with children, parents and other relatives.
- ❖ Problems of transporting a sick pediatric patient from the ward to the operating room and back with regard to temperature maintenance, cardiovascular stability, ventilation and oxygenation.
- ❖ Estimate preoperatively blood volume, hourly fluid requirements, fluid deficit, third space loss, acceptable blood loss and apply principles of fluid and blood replacement in the perioperative period.
- ❖ Induce and maintain anaesthesia by inhalation, intravenous, intramuscular and rectal routes and monitor pediatric patients.
- ❖ Understand the benefits, risks and techniques of regional anaesthesia in children. Anatomy and techniques of caudal, dorsal penile and inguinal regional block, spinal and epidural block

- ❖ Learn to recognize and treat post anaesthesia complications like apnea, laryngospasm, acid-base and electrolyte disturbances, febrile and convulsing child and bleeding child.
- ❖ Common problems related to common congenital syndromes presenting for surgery. Anaesthetic management of a child with concurrent disease – Down's, Pierre Robin syndrome, von Willebrand's disease, Goldenhar's, Sturge-Weber, Tracher-Colin, Prune-Belly, and cyanotic and non-cyanotic congenital heart disease.
- ❖ Paediatric resuscitation: drugs, doses and defibrillation of children of all ages, from the very premature neonates to those children with complex coexisting disease.
- ❖ Management of patients requiring paediatric intensive care, ventilatory management, and support of circulation.
- ❖ Resuscitation of neonates and children of all ages. A period of one to two months in a PICU is recommended for all post graduate students undergoing advanced training in paediatric anaesthesia.
- ❖ Paediatric pain management ❖ Assessment of a child with URTI, with a heart murmur.
- ❖ Management of fluid and electrolytes in children.
- ❖ Anaesthetic management of a malignant hyperthermia susceptible child.
- ❖ Anaesthetic management of FB bronchus, oesophagus, Wilm's tumour, congenital diaphragmatic hernia, tracheo-oesophagus fistula, thoracotomy.
- ❖ Anaesthesia for Fetal Surgery.
- ❖ Sedation techniques including the selection, management and monitoring of children for diagnostic and therapeutic procedures, with particular attention to working in areas outside the theatre suite.

• **Demonstrate practice of Transplant anaesthesia**

- ❖ Application of knowledge of basic pathophysiology of renal and liver failure. Principles of anesthetizing an immuno-compromised patient.
- ❖ Principles of anesthetizing patient with end stage renal/liver disease and patient with organ transplantation. Perioperative management.

- **Demonstrate practice of Neuroanaesthesia**

- ❖ Application of basic knowledge of cerebral circulation and intra cranial pressure and its implications
- ❖ Anaesthesia to patients with neurologic disease, head injury undergoing neurologic or non-neurologic surgery and for diagnostic procedures requiring anaesthesia.
- ❖ Anesthetic implications of the most common neurosurgical procedures, transnasal, trans-sphenoidal pituitary surgery. Posterior fossa surgery. Surgery for supratentorial pathology.
- ❖ Application of basic concepts behind electrophysiologic monitoring of the brain and spinal cord.
- ❖ Application of knowledge of general principles of positioning the patient for surgery and the advantages and disadvantages of each position.
- ❖ Effects of anaesthesia on the electroencephalogram (EEG) and evoked potentials.
- ❖ Differential diagnoses and treatment alternatives of intraoperative intracranial hypertension ("tight brain")
- ❖ Management of Head Trauma, and its anesthetic management and various protocols regarding their management and associated trauma.
- ❖ Intracranial surgery and spinal surgery, both routine and emergency.
- ❖ Monitoring: techniques for detection and management of air embolism.
- ❖ Lumbar puncture and CSF drainage.
- ❖ Non-surgical management of the head trauma patient, Systemic complications of severe brain injury.
- ❖ Management of subarachnoid haemorrhage and vasospasm.
- ❖ Diagnosis and management of patients with brainstem death; and dealing with patient's relatives

- **The following are special procedures which the post graduate student must be able to perform**

Sr. No.	Name of procedure
1.	Blind Nasal intubation
2.	Failed intubation drill (includes Fiberoptic Bronchoscope)
3.	Double Lumen Tube
4.	Bronchial Blocker placement
5.	Jet Ventilation
6.	Suctioning and physiotherapy of wet lung
7.	Intubation in Neonates
8.	Initiation and management of ventilation
9.	Combined Spinal Epidural
10.	Brachial Plexus Block
11.	Intravenous Regional Anaesthesia
12.	Elbow, Wrist, Digital, Sciatic, Femoral, Lateral Cutaneous Nerve of thigh, Ankle - each
13.	Cervical-Superficial and Deep, Stellate, Splanchnic - each
14.	Central Venous Line by Brachial, Jugular and Subclavian veins
15.	Radial and Femoral Artery cannulation
16.	CVP monitoring
17.	Pulmonary Capillary Wedge Pressure
18.	Neuro-muscular transmission Monitoring
19.	Anaesthetic Depth eg. BIS monitoring

- Demonstration of anesthetic abilities in the intraoperative period keeping into consideration the specific requirement of the surgical procedure – ENT, Orthopaedic, Gynaecology – Obstetrics, General surgery, Onchosurgery, replacement surgeries, urosurgery, vascular, plastic, Thoracic, Dental etc

Suggested Time Frame for Training the PG Students:

The student should be taught as per the following schedule to acquire the skills:

1. First 6 months:

- During the first 6 months, the student should be taught expertise in the management of uncomplicated cases not belonging to any super specialty (ASA I and II cases). To start with, the student will observe and slowly become independent in giving general anaesthesia and spinal anaesthesia to ASA I and II cases for minor and major surgery, under graded supervision.
- The postgraduate student should learn the basic principles of safe and effective anaesthesia, resuscitation, and both the prevention and treatment of pain, 15 perioperative care of the surgical patient, care of handling equipments, basic techniques in anaesthesia, and anaesthetic pharmacology, and electrical safety.
- He/she should select the thesis topic and submit the protocol for his thesis.

2. Next 18 months

- The student should widen his experience and should be able to undertake anaesthetic care of all routine cases, assist in the anaesthetic care for routine obstetric practice, understand basic principles of critical care, pain management, and participate in audit.
- The student should be trained in administration of general anaesthesia and regional anaesthesia for ASA I to V under supervision. The student should be able to give extradural block (EDB) lumbar and thoracic, Spinal Block, and Peripheral Nerve Blocks under supervision, and use of Ultrasound machine for giving blocks and venous cannulation. The student should learn paediatric and trauma life supports and maintain skills for basic and advanced cardiac life support.

- It is advised that they should be posted in the following specialties: general surgery including gastrointestinal surgery, transplant, ENT, Urology, Obstetrics, Dental Surgery, Eye, ICU, Pain Clinic and peripheral theatres like ECT, radiodiagnostic and therapeutic procedures (CT scan, MRI scan, angiography).
- The student should be able to analyze data and write a thesis. He/she should be able to present scientific data.

3. Last 12 months

- Thesis should be submitted minimum of 6 months before the final MD examination.
- The post graduate student should be given experience of various super-specialties like cardiothoracic and vascular surgery, neurosurgery and transplantation, and paediatric surgery. The student should be able to plan and administer anaesthesia to all emergency patients under supervision including patients for Cardiac, Neurosurgery, Pediatric surgery, and for all major surgeries. The aim at the end is to be competent and independent soon after the third year of junior residency in providing anaesthesia to elective and emergency cases.
- The post graduate student should be able to manage critically ill patients and treat intractable pain. They should also know how to organize resources in case of mass casualty. The curriculum should be able to provide 04 months of elective Intensive Care Unit posting (2 months during initial years under supervision and 2 months independently in the last six months).

4. At the end of 3 years, the post graduate student should have the skills to:

- Plan and conduct anaesthesia and provide post-operative care including pain relief for elective and emergency surgical procedures related to all surgical specialties.
- Carry out basic life support (BLS) and advanced life support (ALS) and train medical and paramedical staff in BLS and ALS.
- Manage patients admitted to an intensive care unit with the help of latest equipment.
- Manage patients suffering from acute and chronic intractable pain.
- Organize the hospital environment to manage mass casualty situation and camp anaesthesia.
- Critically review and acquire relevant knowledge from the journals about the new development in the specialty.
- Should be able to participate in anaesthesia audit.

Overall the student should acquire skills in the following practical competencies:

- ❖ Information management in preoperative evaluation and outcome enhancement and communication skill to patient and relatives.

Syllabus

The course content of 1st year should cover the following:

1. Anatomy related to:

- Diaphragm, upper and lower airway
- Regional anaesthesia, field block, central neuraxial, blockade, block for acute pain states
- Intramuscular injections, arterial and venous cannulations and positioning.

2. Physics related to:

- Anaesthesia machine - assembly of necessary items.
- Airway equipment including laryngoscopes, airway devices
- Breathing systems
- Monitoring in anaesthesia with concepts of minimum monitoring
- Gas laws, medical gas supply system
- Fluidics
- Electricity and diathermy
- Oxygen therapy

3. Physiology related to:

- Theories of anaesthesia
- Respiratory, cardiovascular, hepatobiliary, renal and endocrine system, pregnancy, blood, muscle and N-M junction, Nerve impulse transmission, ECG, regulation of temperature and metabolism, stress response, cerebral blood flow and ICP.
- Central, autonomic and peripheral nervous systems.
- Metabolic response to stress and trauma.

4. Pharmacology related to

- General principles, concepts of pharmacokinetics and pharmacodynamics
- Drug interactions in anaesthesiology, anaphylactoid reactions
- Drugs used for premedication, induction of anaesthesia, general anaesthetics-intra-venous and inhalational, neuromuscular block and reversal of muscle relaxants.

5. Biochemistry relevant to fluid balance and blood transfusion, perioperative fluid therapy, acid base homeostasis in health and diseases.

6. Theoretical background of the commonly used anaesthetic techniques of general and regional anaesthesia, general principles of pre-anesthetic assessment and medication,

recovery from anaesthesia and post operative care, effects of positioning during anaesthesia.

7. Introduction to the operation theatre, post-anaesthesia care rooms

8. Introduction to acute, chronic pain and pain management.

9. Documentation and medico-legal aspects of anaesthesia. Defensive anaesthesia. Concept of informed consent.

10. Resuscitation - basic and advanced life support (cardiac and trauma life support), neonatal resuscitation.

11. Intensive care of critical patients with introduction to artificial ventilation, management of unconscious patients, oxygen therapy, shock - pathophysiology and management.

12. Introduction to Research methodology, basics of biostatistics.

The course content of 2nd year should cover the following:

Anatomy related to blocks for chronic pain, chemical neurolysis and different organ systems.

1. Physics related to:

- equipments used in anaesthesia monitors, ventilators, vaporizers,
- fiberoptics.
- Laser
- Pacemaker and defibrillator
- Monitoring equipment used for assessment of cardiac functions, temperature, respiratory functions, blood gases, intracranial pressure, depth of anaesthesia and neuromuscular block.
- Sterilization of equipment
- Computers in anaesthesia

2. Pharmacology of drugs used in cardiovascular, respiratory, endocrine, renal diseases and CNS disorders.

3. Interpretation of blood gases and other relevant biochemical values, various function tests and basics of measurement techniques, ECG.

4. Blood coagulation mechanism, disturbances, blood components.

5. Special anaesthetic techniques as relevant to –

- Outpatient anaesthesia, hypotensive anaesthesia, anaesthesia in abnormal environments including rural area and calamitous situations
- Associated medical disorders in surgical patients

6. Geriatric and pediatric anaesthesia 7. Emergency, ENT, orthopedic, ophthalmology, obstetrics, dental, radio-diagnosis and radiotherapy.

8. Medical statistics relevant to data collection, analysis, record keeping in anaesthesia, comparison and estimation of significance.

9. Care of terminally ill, Hospices management. Do not resuscitate orders.

10. Postures and anaesthesia.

11. Induced hypothermia, incidental, environmental safety of patient.

12. Malignant hyperthermia, myasthenia gravis, GB syndrome and other neuromuscular diseases, obesity, COPD, Diabetes mellitus, bronchial asthma and hypertensive crises.

13. Third world anaesthesia.

14. Inherited metabolic diseases and anaesthesia.

The course contents of **3rd year** should cover the following:

1. Principles of anaesthetic management of neuro/cardiac/thoracic/vascular/transplantation/burns and plastic surgery.
2. Anaesthesia for patients with severe cardiac, respiratory, renal and hepatobiliary disorder posted for unrelated surgery
3. Shock, types, pathogenesis and management of patients in shock, renal failure, critically ill and/or on ventilator.
4. Multiple organ failure

5. Infection control, cross contamination in OT and ICU.
6. Immune response and anaesthesia.
7. Concept of cytokines, and other enzymes.
8. Selection, maintenance and sterilization of anaesthesia and related equipment
9. Chronic pain therapy and therapeutic nerve blocks.
10. Acupuncture, acupressure and other non-conventional methods of treatment.
11. Principles of neonatal resuscitation, ventilation and critical care.
12. Principles of human resources and material management.
13. General principles of medical audit. Critical incident reporting
14. Ethics and clinical trial.
15. Hospital, ICU and OT design and planning.
16. Medical education including evidence based medical education.

TEACHING AND LEARNING METHODS

Postgraduate Training

Teaching methodology

Didactic lectures are of least importance.

- Teaching should include seminars, journal clubs, symposia, tutorials, case discussions, and research presentations.
- Reviews and guest lectures should get priority for theoretical knowledge.
- Bedside teaching, grand rounds, interactive group discussions and clinical demonstrations should be the hallmark of clinical/practical learning.
- Student should have hands-on training in performing various procedures (medical/surgical concerning his specialty) and ability to interpret various tests/investigations.
- Exposure to newer specialized diagnostic/therapeutic procedures concerning his/her subject should be given.

- A postgraduate student of a postgraduate degree course in broad specialities/super specialities would be required to present one poster presentation, to read one paper at a national/state conference and to present one research paper which should be published/accepted for publication/sent for publication during the period of his postgraduate studies so as to make him eligible to appear at the postgraduate degree examination.
- Log books shall be maintained regularly and should be checked and assessed periodically by the faculty members imparting the training.
- The postgraduate students shall be required to participate in the teaching and training programme of undergraduate students and interns.
- Department should encourage e-learning activities.

THESIS: SUPERVISION

- The postgraduate is responsible to a Faculty member and the latter should be available to advise and assist the student in his clinical assignments
- Departmental teaching committee will be responsible for the educational activities of the department and the teaching schedule.
- This involves providing services for emergencies and it makes different demands upon the anaesthesiologist. It should be learned through experience, with reduced staff. The clinical work during emergency should have a close supervision. The standards should be maintained of the agreed competence on schedule. The emergency duties should be properly arranged with duty off. The postgraduates may have to do emergency duty as per schedule.

During the training programme, patient safety is of paramount importance; therefore, skills are to be learnt initially on the models, later to be performed under supervision followed by performing independently; for this purpose, provision of skills laboratories in medical colleges is mandatory.

Simulators:

Simulators should be used for the events of high importance but infrequent occurrence and where there may be high risks to the patients. The simulators can also be used for assessment purposes.

Rotation:**Schedule for three years of MD Anaesthesia postings:**

The post graduate student should be exposed to the following areas of clinical anaesthesia practice:

1. Pre-anaesthesia clinic
2. Pain clinic
3. Recovery and Post anaesthesia Care Unit (PACU)
4. Intensive Care Units
5. Dialysis and transplant
6. All specialty theatres
7. Peripheral areas: Radiology, MRI, ECT and other interventional laboratories

The suggested schedule of the Operating Theatre can be as follows: This may change as per availability of specialities.

Operation theatre	Months
General Surgery	6
Urology	1
Ophthalmology	1
Otorhinology	2
Dental	1
Orthopedics/Trauma/casualty	3
Gynecology	3

Obstetrics	3
Pediatrics surgery	2
Burns/Plastic	1
CTVS	2
Neurosurgery	2
ICU	4
Pain	1
Recovery	1
Organ Transplant	(Radiology,Radiotherapy)
posting in the other areas.	
ECT, Cardiac Cath)	

ASSESSMENT

FORMATIVE ASSESSMENT, during the training programme Formative assessment should be continual and should assess medical knowledge, patient care, procedural & academic skills, interpersonal skills, professionalism, self directed learning and ability to practice in the system.

General Principles

Internal Assessment should be frequent, cover all domains of learning and used to provide feedback to improve learning; it should also cover professionalism and communication skills. The Internal Assessment should be conducted in theory and clinical examination. The thesis is assessed separately.

Quarterly assessment during the MD training should be based on:

1. Journal based / recent advances learning
2. Patient based /Laboratory or Skill based learning
3. Self directed learning and teaching
4. Departmental and interdepartmental learning activity
5. External and Outreach Activities / CMEs

The student to be assessed periodically as per categories listed in postgraduate student appraisal form (Annexure I)

A. Internal Assessment

1. First year ending exam
2. Second year ending exam
3. Prelim exam

B. Summative Assessment ie., assessment at the end of training

The summative examination would be carried out as per the Rules given in **POSTGRADUATE MEDICAL EDUCATION REGULATIONS, 2000.**

Post graduate Examination

The examinations shall be organised on the basis of 'Grading' or 'Marking system' to evaluate and to certify post graduate student's level of knowledge, skill and competence at the end of the training. Obtaining a minimum of 50% marks in 'Theory' as well as 'Practical' separately shall be mandatory for passing examination as a whole. The examination for M.D./ MS shall be held at the end of 3rd academic year. An academic term shall mean six month's training period.

The final examination consists of three parts:

- 1) Thesis
- 2) Theory evaluation
- 3) Practical/Clinical and Oral evaluation

1. Thesis

Every post graduate student shall carry out work on an assigned research project under the guidance of a recognised Post Graduate Teacher, the result

of which shall be written up and submitted in the form of a Thesis. Work for writing the Thesis is aimed at contributing to the development of a spirit of enquiry, besides exposing the post graduate student to the techniques of research, critical analysis, acquaintance with the latest advances in medical science and the manner of identifying and consulting available literature.

Thesis shall be submitted at least six months before the Theory and Clinical / Practical examination. The thesis shall be examined by a minimum of three examiners; one internal and two external examiners, who shall not be the examiners for Theory and Clinical examination. A post graduate student shall be allowed to appear for the Theory and Practical/Clinical examination only after the acceptance of the Thesis by the examiners.

2. Theory consists of four papers of 3 hours each having 10 short structured questions with 10 marks each:

Paper I:	Basic Sciences as applied to Anaesthesiology
Paper II:	Practice of Anaesthesia: Anaesthesia in relation to associated systemic and medical diseases.
Paper III:	Anaesthesia in relation to subspecialties/superspecialties
Paper IV:	Intensive Care Medicine, Pain Medicine and Recent advances.

3. Practical/Clinical Examination: will consist of: 3 clinical cases,

Long case:	One, duration 30 min (history, examination, Diagnosis and Management, Discussion)
Short cases:	Two, 15 minutes each for short case. In short cases only relevant history important to anaesthesia to be taken (history, clinical examination and diagnosis, discussion).

Oral/Viva-voce should be conducted preferably on four tables with one examiner on each table:

Table one: ECG, X-rays, ABG Cards, Pulmonary function tests, Capnographs, clinical exercises card. Table two: Anaesthetic Drugs, Emergency Drugs, IV Fluids, Nerve Bocks (skeleton).

Table three: Anaesthesia machine including circuits and Vaporizers, ETT, Supraglottic Airway devices, ICU Ventilator and oxygen therapy equipment.

Table four: Resuscitation equipments, resuscitation demonstration, Difficult Airway Equipment, monitoring equipments.

Alternatively,

1. One long case, viva voce at one station with all examiners, and : 150 marks
2. 28 OSCE station covering two stations of short cases, drugs ECG, X-rays, PFT, ABG, Respiratory loops, Resuscitation etc.,: 150 marks

FORMAT FOR 1ST YEAR ENDING EXAM

COURSE: MD ANAESTHESIOLOGY

Roll No.	Name of the Student	Marks Obtained			
		Theory Paper – I 100	Practical 200		Grand Total 300
			CASE	TABLE	

HOD Sign

FORMAT FOR 2ND YEAR ENDING EXAM**COURSE: MD ANAESTHESIOLOGY**

Roll No.	Name of the Student	Marks Obtained						Grand Total 400
		Theory			Practical			
		Paper – I 100	Paper – II 100	Total 200	CASE 100	TABLE 100	TOTAL 200	

HOD Sign**FORMAT FOR PRELIMINARY EXAM****THEORY & PRACTICAL MARKSHEET**

Name of the Student	Roll No.	Marks Obtained								Grand Total 800 (A+B)
		Theory					Practical			
		Paper – I 100	Paper – II 100	Paper – III 100	Paper – IV 100	Total 400 (A)	CASE 200	TABLE 200	TOTAL 400 (B)	

Examiner name and signature with date:

1. Dr. :
2. Dr. :
3. Dr. :
4. Dr. :

P.S.: Each student should pass theory and practical exam separately. Students can only qualify for next exam after clearing previous exams.

FORMAT FOR FINAL EXAM

MARKLIST LIST FOR PRACTICAL AND VIVA – VOCE EXAMINATION

Seat No.	Cases			1	Viva-Voce							2	3
	1 Long Case	2 Short Case		Total Cases	Equipments	X'Ray	ECG	Drugs	CPCR	Charts	Communication Skills	Total Viva	Grand Total (1+2) = 3
	100 Mark	50 Mark	50 Mark	200	(50)	(25)	(25)	(50)	(20)	(20)	(10)	200	

SL. NO.	NAME OF EXAMINER	COLLEGE	SIGNATURE WITH DATE
1.			
2.			
3.			
4.			

Recommended Reading Books (latest edition)

1. Lee's Synopsis of Anaesthesia
2. Clinical Anesthesiology by Morgan
3. Cardiac Anaesthesia By Joel Kaplan
4. Clinical Anaesthesia by Barash, Cullen and Stoelting
5. Textbook of Anaesthesia by Aitkenhead Rowbotham and Smith
6. Anaesthesia for neonates and infants by Smith
7. Pharmacology and Physiology for Anaesthetists by Stoelting
8. Principles of Obstetric Anaesthesia by Craford
9. Miller's Anesthesia
10. Stoelting RK, Miller RD Basics of Anaesthesia
11. ICU Book, Paul Marino
12. Text Book of Critical Care, by Fink et al

13. Regional Anaesthesia, P Prithviraj
14. Practical Management of Pain, Raj
15. Stoelting and Dierdorf: Anaesthesia and Co-existing Disease
16. Dorsch and Dorsch: Understanding Anaesthesia Equipments
17. ECG by Shamroth/Goldman
18. Anatomy for Anaesthetists by Harold Ellis
19. Clinical Anesthesia by P.G.Barash
20. Longneckers Anaesthesiology- Mcgraw Hill

Must refer:

1. Cucchiara and Michenfelder: Clinical Neuroanaesthesia
2. Cottrell and Smith: Anaesthesia and Neurosurgery
3. Complications in Anaesthesiology by Orkin
4. Complications in Anaesthesia by Raven
5. Airway management by JL Benumof
6. Obstetric Anaesthesia by Chestnut

Journals

03-05 international Journals and 02 national (all indexed) journals



MGM Medical College, Aurangabad
Department of Anaesthesia

NMC MD ANAESTHESIOLOGY PRACTICAL EXAMINATION GUIDELINES 2020(EXISTING PATTERN)

CLINICAL CASES (200) + ORAL VIVA VOCE (200) = TOTAL MARKS (400)

FIRST PART: THREE CLINICAL CASES

1 LONG CASE (100 MARKS) DURATION 30 MIN

2 SHORTCASES (50×2=100) DURATION 15 MIN EACH

SECONDPART: ORAL/ VIVA VOCE

TABLES	DISTRIBUTION	TOTAL MARKS
TABLE 1	EQUIPMENTS (50 MARKS) ECG (25 MARKS) XRAY (25 MARKS)	100
TABLE 2	DRUGS (50 MARKS) CPCPR(20MARKS) CHARTS (20 MARKS), COMMUNICATION SKILLS (10 MARKS)	100
GRAND TOTAL		200


Dr. Bhaskar V. Musande
 Professor & Head, Dept of Surgery
 MGM Medical College & Hospital
 Aurangabad
 Reg. No. 58870

Resolution No. 4.129 of Academic Council (AC-50/2024): Resolved to approve change in practical examination pattern of MD Anesthesiology as per NMC PGMER Dec 2023, the change will be effective from batch - 2021 appearing for university exam in Jan.2025. [ANNEXURE-133]




MGM Medical College, Aurangabad
Department of Anaesthesia

NMC MD ANESTHESIOLOGY PRACTICAL EXAMINATION GUIDELINES AS PER PGMER 2023(NEW PATTERN)

AMENDMENTS:

- 1 .CLINICAL EXAM (300) + ORAL VIVA VOCE (100) = TOTAL MARKS (400)**
- 2. CLINICAL EXAMINATION SHALL INCLUDE OSCE**
- 3. THESIS VIVA: 5% MARKS OF TOTAL PRACTICAL MARKS (20 MARKS)& WILL BE PART OF CLINICAL EXAM**
- 4. TABLE VIVA (100 MARKS)**

(Ref: NMC PGMER Guidelines Dec 2023, page no.39,40)


Dr. Bhaskar V. Musande
Professor & Head, Dept of Surgery
MGM Medical College & Hospital
Aurangabad
Reg. No. 58870

Resolution No. 4.129 of Academic Council (AC-50/2024): Resolved to approved change in practical examination pattern of MD Anesthesiology as per NMC PGMER Dec. 2023, the change will be effective from batch 2021 appearing for university exam in Jan. 2025. [ANNEXURE-133]



MGM Medical College, Aurangabad
Department of Anaesthesia

NMC MD ANESTHESIOLOGY PRACTICAL EXAMINATION GUIDELINES AS PER PGMER 2023(NEW PATTERN)

PART I: CLINICAL EXAM (300MARKS)

- 1 LONG CASE (120 MARKS) DURATION 30 MIN
- 2 SHORTCASES (60×2=120MARKS) DURATION 15 MIN EACH
- OSCE : 4 STATIONS 10 MARKS EACH (TOTAL 40 MARKS)
- THESIS VIVA: 5% MARKS OF TOTAL PRACTICAL MARKS (20 MARKS)


OSCE: 4 STATIONS 10 MARKS EACH (TOTAL 40 MARKS)

STATION 1	COMMUNICATION SKILLS	10 MARKS
STATION 2	OXYGEN THERAPY	10 MARKS
STATION 3	NERVE BLOCKS (CHARTS/ SKELETON)	10 MARKS
STATION 4	CRP DEMONSTRATION/ SCENARIOS)	10 MARKS

PART II: VIVA VOCE (100 MARKS)

TABLES	DISTRIBUTION OF MARKS	TOTAL MARKS
TABLE 1 (CHARTS)	ECG (10 MARKS) X-RAY, ABG, PFT, CAPNOGRAPHY (15 MARKS)	25
TABLE 2 (DRUGS)	ANAESTHESIA DRUGS (15 MARKS), EMERGENCY DRUGS (5 MARKS), IV FLUIDS (5 MARKS)	25
TABLE 3 (INSTRUMENTS)	ANAESTHESIA MACHINE & VAPOURIZERS (10 MARKS), CIRCUITS (5 MARKS), OTHER INSTRUMENTS (10 MARKS)	35
TABLE 4 (CPR)	RESUSCITATION EQUIPMENTS & DIFFICULT AIRWAY INSTRUMENTS (15 MARKS), MONITORING EQUIPMENTS (10 MARKS)	25

Resolution No. 4.129 of Academic Council (AC-50/2024): Resolved to approved change in practical examination pattern of MD Anesthesiology as per NMC PGMER Dec. 2023, the change will be effective from batch 2021 appearing for university exam in Jan. 2025. [ANNEXURE-133]



Dr. Bhaskar V. Musande
Professor & Head, Dept of Surgery,
MGM Medical College & Hospital
Aurangabad
Reg. No. 58870



MGM MEDICAL COLLEGE AND HOSPITAL
DEPARTMENT OF ANAESTHESIA
 Tel: 0240- 6601100, 2484693, 2483401, Fax No.2484445,

University Exam Practical Marks – Previous

Sr. No	Name of the student	Long case	2 Short cases		Clinical Total Marks	Table Viva								Viva – Voce Marks	Grand Total Practical Total = 400 marks
						I			II						
		100 mark s	50 marks	50 marks	200 marks	Equipments 50	X ray 25	ECG 25	Drugs 50	CPCR 20	Charts 20	Communicatio n Skills 10	200		


Dr. Bhaskar V. Musande
 Professor & Head, Dept of Surgery
 MGM Medical College & Hospital
 Aurangabad
 Reg. No. 58870



MGM MEDICAL COLLEGE AND HOSPITAL

DEPARTMENT OF ANAESTHESIA


Tel: 0240- 6482000

University exam Practical Marks – new revised sheet

Sr. No	Name of the student	Long case	2 Short cases		Total Marks	OSCE				Thesis viva	Total marks Clinical exam 300 marks
						I Communication Skill	II Oxygen Therapy	III Nerve Blocks	IV Demonstration CPR		
		120 marks	60 marks	60 marks	240 marks	10 marks	10 marks	10 marks	10 marks	20 marks	

Table Viva										Total Viva voce Mark s 100	Grand Total (Clinical + viva voce) 400 marks
I Marks 25		II Marks 25			III Marks 25			IV Marks 25			
ECG	X-Ray ABG PFT ETCO ₂	Anesthesi a Drugs	IV Fluid	Emergenc y Drugs	Machine + Vapourize r	Circuit	Other Instrument s	Resuscitation Equipments + Difficult Airway	Monitorin g		
10 marks	15 marks	15 marks	05 marks	05 marks	10 marks	05 marks	10 marks	15 marks	10 marks		

Resolution No. 4.129 of Academic Council (AC-50/2024): Resolved to approved change in practical examination pattern of MD Anesthesiology as per NMC PGMER Dec. 2023, the change will be effective from batch 2021 appearing for university exam in Jan. 2025. [ANNEXURE-133]


Dr. Bhaskar V. Musande
 Professor & Head, Dept of Surgery
 MGM Medical College & Hospital
 Aurangabad
 Reg. No. 58870

Annexure I**Postgraduate Students Appraisal Form**

Name of the Department:

Name of the PG Student:

Period of Training: FROM.....TO.....

Sr. No.	PARTICULARS	Not Satisfactory	Satisfactory	More Than Satisfactory	Remarks
		1 2 3	4 5 6	7 8 9	
1	Journal based / recent advances learning				
2	Patient based /Laboratory or Skill based learning				
3	Self directed learning and teaching				
4	Departmental and interdepartmental learning activity				
5	External and Outreach Activities / CMEs				
6	Thesis / Research work				
7	Log Book Maintenance				

Publications

Yes / No

Remarks* _____

*REMARKS: Any significant positive or negative attributes of a postgraduate student to be mentioned. For score less than 4 in any category, remediation must be suggested. Individual feedback to postgraduate student is strongly recommended.

SIGNATURE OF ASSESSEE

SIGNATURE OF CONSULTANT

SIGNATURE OF HOD

Annexure-41 of AC-46/2023

Annexure 1

- We have started American Heart Association (AHA) course for Adult Basic Life Support (BLS)& Advanced Cardiac Life Support (ACLS)
- PG students from all departments have Casualty, ICU ,SICU posting where they need basic life saving skills like BLS ACLS & high quality CPR
- We want all PG students should be enrolled for the same course. (Two Days Workshop)
- AHA BLS & ACLS courses provides Hands on instruction & simulated cases.
- It will enhance skills of our PG students in the recognition & intervention of cardiopulmonary arrest, immediate post cardiac arrest, acute arrhythmias, stroke & acute coronary syndrome



MGM INSTITUTE OF HEALTH SCIENCES

(Deemed to be University u/s 3 of UGC Act, 1956)

Grade 'A' Accredited by NAAC

Sector-01, Kamothe, Navi Mumbai - 410209

Tel 022-27432471, 022-27432994, Fax 022-27431094

E-mail- registrar@mgmuhs.com Website : www.mgmuhs.com

