

Zoom Meeting

Remaining Meeting Time: 03:06 | Upgrade to Pro

Participants (5)

Grid of video feeds:

- Top-left: Vaibhav waghole
- Top-right: Sujata Walode
- Bottom-left: Dudhe Naresh
- Bottom-right: KHUSHAL RATHOD



Raviraj Chavan


- Sujata Walode (Host, me)
- DN Dudhe Naresh
- KR KHUSHAL RATHOD
- RC Raviraj Chavan
- VW Vaibhav waghole



lenovo



< Participants (4)

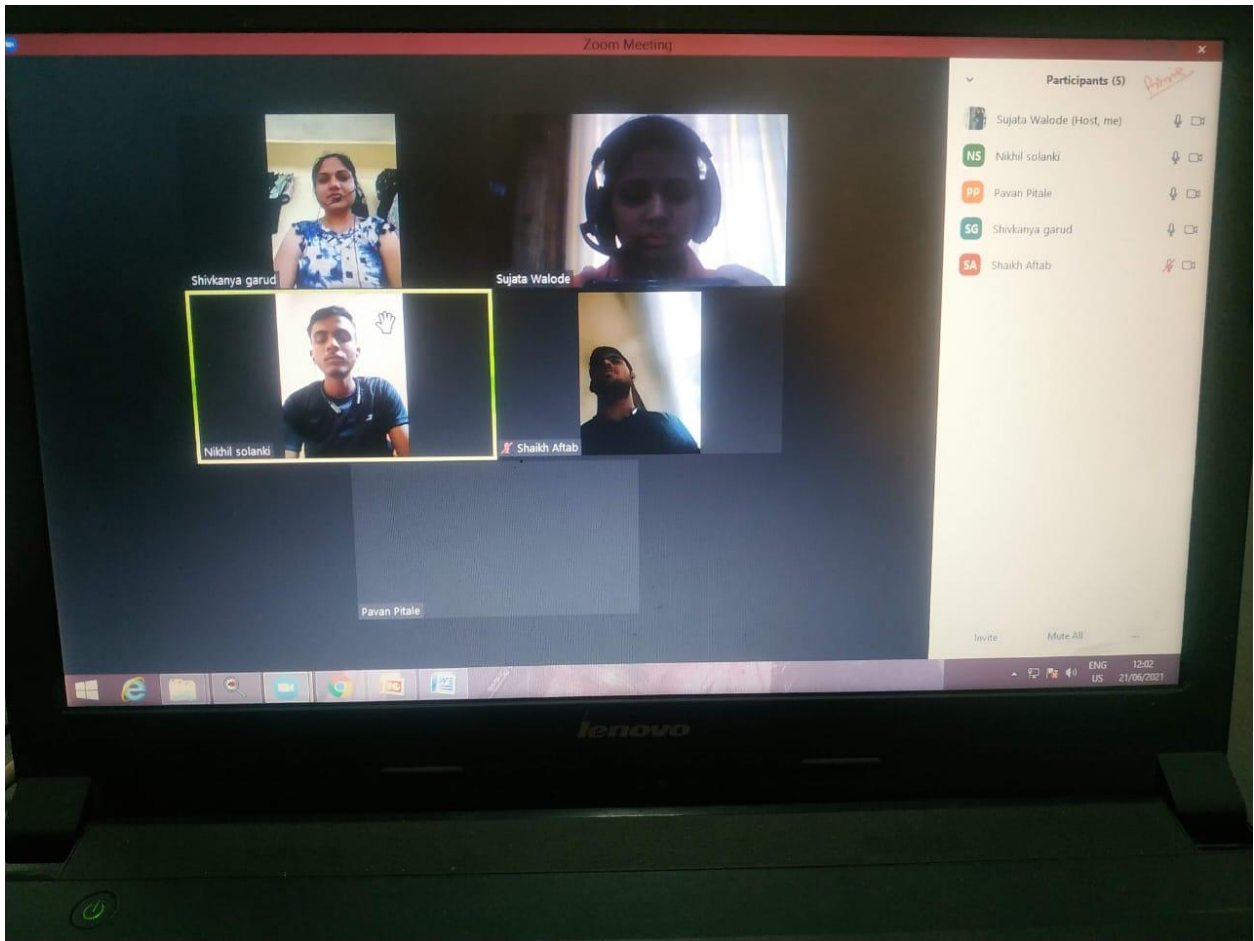
Search 

 **sonal shrama** 
Me

 **MGM University Aurang...** 
Host

 **Gauri Bapat** 

 **Mohini bhakad** 



2:40 PM

VoLTE 4G 63



Zoom

Leave




Anuradha Chavan



SHAIKH FIRDOUS



Anugretha Dhanke



Megha Jamdhade

Mute

Stop Video

Share

Participants

More

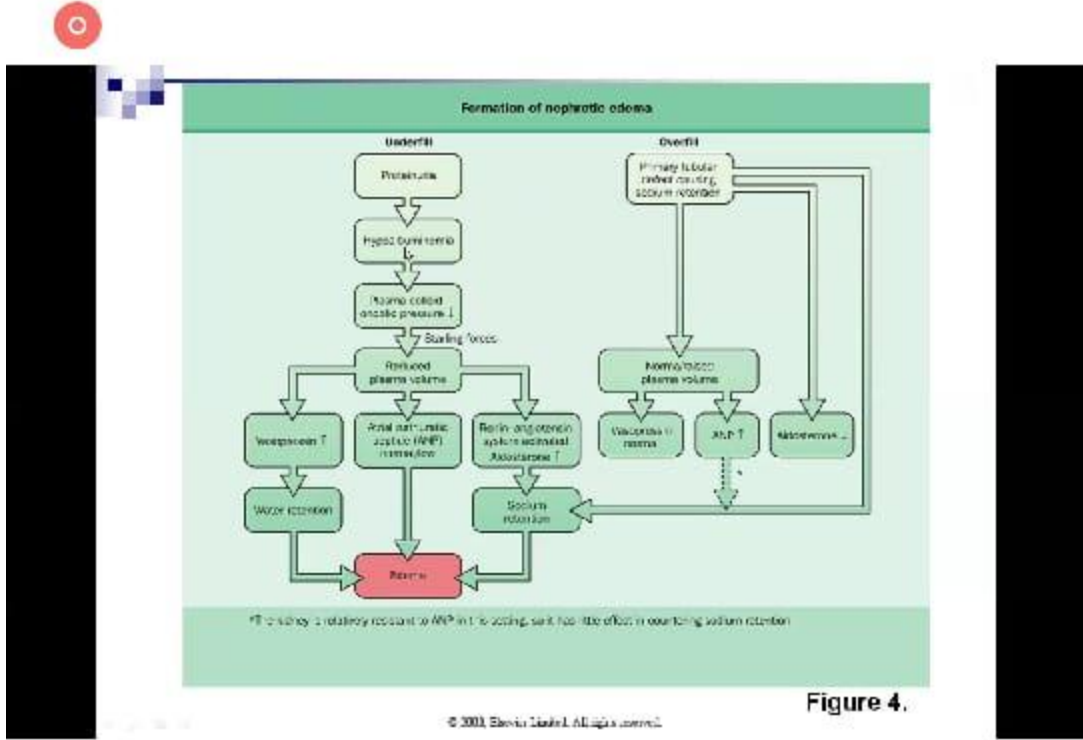


Figure 4.



m

attend

mayank16102 has joined the meeting.

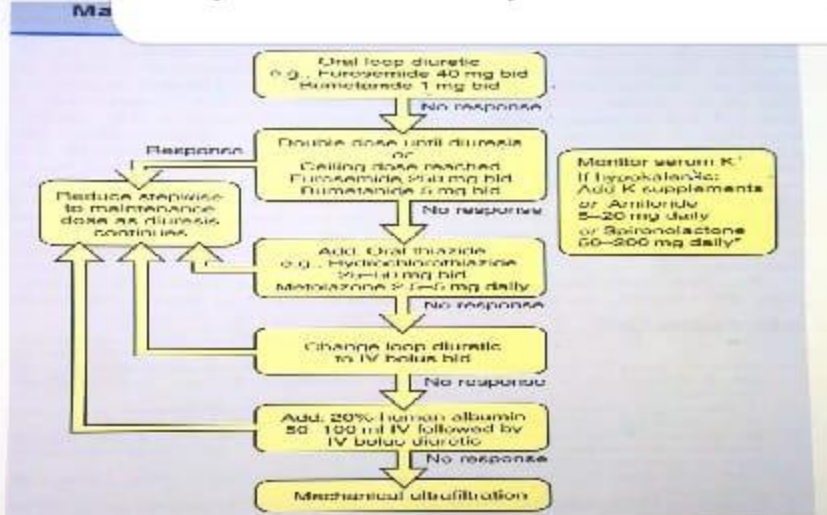


Figure 16.22 Management of edema in nephrotic syndrome. Edema is often diuretic resistant, but the response is not predictable. Therefore, stepwise escalation of therapy is appropriate until diuresis occurs. Even when there is anasarca, diuresis should not proceed faster than 2 kg/day in adults to minimize the risk of clinically significant hypovolemia. Mechanical ultrafiltration is rarely required for nephrotic edema unless there is associated renal insufficiency. *Spironolactone is less effective in nephrotic syndrome than in cirrhosis and is often poorly tolerated because of gastrointestinal side effects.



attendancecell attendancecell (host)

