



### MGM INSTITUTE OF HEALTH SCIENCES

#### 4.1 Total Expenditure excluding salary year wise during the last five years (INR in Lakhs)

<b>Year 01 (2018-19)</b>	<b>Subheading of expenditure</b>	
	Academic Expenditure	953.93
	Administration Expenditure	9148.54
	Other Expenditure	955.74
	Research & Development Expenditure	2764.55
	Land & Building (Including WIP)	2031.08
	Plant, Machinery & Equipments	837.39
	Other Fixed Assets	407.90
<b>Total Expenditure</b>		<b>17099.13</b>
<b>Year 02(2017-18)</b>	<b>Subheading of expenditure</b>	
	Academic Expenditure	731.79
	Administration Expenditure	6468.69
	Other Expenditure	946.24
	Research & Development Expenditure	2036.69
	Land & Building (Including WIP)	2687.32
	Plant, Machinery & Equipments	825.91
	Other Fixed Assets	329.51
<b>Total Expenditure</b>		<b>14026.13</b>
<b>Year 03(2016-17)</b>	<b>Subheading of expenditure</b>	
	Academic Expenditure	588.50
	Administration Expenditure	5972.77
	Other Expenditure	692.29
	Research & Development Expenditure	1813.40
	Land & Building (Including WIP)	1536.55
	Plant, Machinery & Equipments	926.74
	Other Fixed Assets	250.87
<b>Total Expenditure</b>		<b>11781.13</b>
<b>Year 04(2015-16)</b>	<b>Subheading of expenditure</b>	
	Academic Expenditure	566.88
	Administration Expenditure	5491.47
	Other Expenditure	735.59
	Research & Development Expenditure	1698.49
	Land & Building (Including WIP)	2609.30
	Plant, Machinery & Equipments	1411.67
	Other Fixed Assets	196.28
<b>Total Expenditure</b>		<b>12709.68</b>

  
ACCOUNTANT

  
REGISTRAR

  
VICE CHANCELLOR

  
FOR SIGNATURE OF ACCOUNTANT,  
CERTIFIED ACCOUNTANTS,  
1004, WILSON ROAD, CHENNAI-600020

Year 05(2014-15)	Subheading of expenditure	
	Academic Expenditure	487.25
	Administration Expenditure	5527.61
	Other Expenditure	708.52
	Research & Development Expenditure	1680.85
	Land & Building (Including WIP)	2128.41
	Plant, Machinery & Equipments	780.39
	Other Fixed Assets	524.11
<b>Total Expenditure</b>		<b>11837.13</b>

  
ACCOUNTANT

  
REGISTRAR

  
VICE CHANCELLOR



FOR ASHOK PATIL & ASSOCIATES,  
CHARTERED ACCOUNTANTS,  
FIRM REG NO. 12283W



  
KALPANA P AGRAWAL  
PARTNER  
M. No. 122812

# **MGM INSTITUTE OF HEALTH SCIENCES**

( A Deemed University Established under Section 3 of UGC Act, 1956 )

KAMOTHE, NAVI MUMBAI.

CONSOLIDATED STATEMENTS OF ACCOUNT

OF

MGM INSTITUTE OF HEALTH SCIENCES , NAVI MUMBAI.

AND

MGM'S MEDICAL COLLEGE & HOSPITALS, NAVI MUMBAI.

AND

MGM'S MEDICAL COLLEGE & HOSPITALS, ALRANGABAD.

FOR

FINANCIAL YEAR : 2014-2015

**MGM INSTITUTE OF HEALTH SCIENCES,**  
( A Deemed University Established under Section 3 of UGC Act, 1956 )  
**MGM CAMPUS, KAMOTHE, NAVI MUMBAI.**

**BALANCE SHEET AS AT 31ST MARCH, 2015**

(Amount in Rs.)

SOURCES OF FUNDS	Sch.	Current Year	Previous Year
<b>UNRESTRICTED FUNDS</b>			
Corpus	1	11,51,00,000.00	8,51,00,000.00
General Fund	2	(41,52,27,653.00)	(43,15,21,938.00)
Designated/Earmarked Funds	3	1,37,59,77,003.00	88,00,42,926.00
<b>RESTRICTED FUNDS</b>			
<b>LOANS/BORROWINGS</b>			
Secured	4A	13,39,47,441.00	13,49,65,979.00
Unsecured	4B	-	-
<b>CURRENT LIABILITIES &amp; PROVISIONS</b>	5	1,46,16,72,547.00	1,64,05,73,725.00
<b>TOTAL (Rs.)</b>		<b>2,67,14,69,338.00</b>	<b>2,30,91,60,692.00</b>
<b>APPLICATION OF FUNDS</b>			
<b>FIXED ASSETS</b>	6		
Tangible Assets		90,13,10,038.00	89,06,94,077.00
Intangible Assets		-	-
Capital Work-In-Progress		1,17,19,43,148.00	96,70,45,241.00
<b>INVESTMENTS</b>			
Long Term		-	-
Short Term		-	-
<b>CURRENT ASSETS</b>	7	35,72,23,395.00	26,91,90,145.00
<b>LOANS, ADVANCES &amp; DEPOSITS</b>	8	24,09,92,757.00	18,22,31,229.00
<b>TOTAL (Rs.)</b>		<b>2,67,14,69,338.00</b>	<b>2,30,91,60,692.00</b>

This is the Consolidated Balance sheet prepared from audited standalone Balance sheet of MGM Institute of Health Sciences, Navi Mumbai, MGM's Medical College and Hospitals, Kamotthe, Navi Mumbai and MGM's Medical College and Hospitals, Aurangabad.

PLACE : AURANGABAD


DATE : 23/09/2015



(BHIMA PATIL)  
ACCOUNTANT



(DR. Z G BADADE)  
REGISTRAR



(DR. S N KADAM)  
VICE CHANCELLOR

FOR ASHOK PATIL & ASSOCIATES,  
CHARTERED ACCOUNTANTS,  
FIRM REG. No. 122045W




(SAURABH P AGRAWAL)  
PARTNER  
M. NO. 131312

**MGM INSTITUTE OF HEALTH SCIENCES,**  
( A Deemed University Established under Section 3 of UGC Act, 1956 )  
**MGM CAMPUS, KAMOTHE, NAVI MUMBAI.**

**INCOME AND EXPENDITURE ACCOUNT FOR THE YEAR ENDED 31ST MARCH, 2015**

(Amount in Rs.)

Particulars	Sch.	Current Year				Previous Year	
		Unrestricted Funds			Restricted Fund	Total	
		Corpus	Designated Fund	General Fund			Total
<b>INCOME</b>							
Academic Receipts	9			2,16,69,81,965.00		2,16,69,81,965.00	1,69,55,00,249.00
Grants & Donations	10			-		-	-
Income from Investments				-		-	-
Other Incomes	11			5,44,84,251.00		5,44,84,251.00	4,12,03,511.00
<b>TOTAL (A)</b>				<b>2,22,14,66,216.00</b>		<b>2,22,14,66,216.00</b>	<b>1,73,67,03,760.00</b>
<b>EXPENDITURE</b>							
Staff Payments & Benefits	12			57,35,78,552.00		57,35,78,552.00	47,33,98,728.00
Academic Expenses	13			4,87,24,647.00		4,87,24,647.00	4,62,61,836.00
Admin & General Expenses	14			55,27,60,667.00		55,27,60,667.00	40,66,86,446.00
Transportation Expenses	15			49,16,590.00		49,16,590.00	46,37,930.00
Repairs & Maintenance	16			4,11,81,175.00		4,11,81,175.00	2,95,95,730.00
Finance Costs	17			2,47,54,096.00		2,47,54,096.00	2,35,00,867.00
Research and Development Exp.				31,14,78,931.00		31,14,78,931.00	24,60,20,384.00
Depreciation	6			12,77,77,273.00		12,77,77,273.00	9,10,84,718.00
<b>TOTAL (B)</b>				<b>1,68,51,71,931.00</b>		<b>1,68,51,71,931.00</b>	<b>1,32,11,86,639.00</b>
<b>Balance Being Excess of Income over Expenditure (A-B)</b>				53,62,94,285.00		53,62,94,285.00	41,55,17,121.00
Transfer to/from Designated Fund							
- Building / Development Fund				49,00,00,000.00		49,00,00,000.00	40,50,00,000.00
- Corpus Fund				3,00,00,000.00		3,00,00,000.00	3,00,50,000.00
<b>Balance Being Surplus/ (Deficit) Carried to General Fund</b>				<b>1,62,94,285.00</b>		<b>1,62,94,285.00</b>	<b>(1,95,32,879.00)</b>

This is the Consolidated Income and Expenditure account prepared from standalone audited income and expenditure account of MGM Institute of Health Sciences, Navi Mumbai, MGM's Medical College and Hospitals, Kamothe, Navi Mumbai and MGM's Medical College and Hospitals, Aurangabad. Research expenditure incurred has been shown in respective heads in accounts, hence in order to consolidate it, the same is apportioned from these heads and shown under the head Research and Development.

PLACE : AURANGABAD

DATE : 23/09/2015

FOR ASHOK PATIL & ASSOCIATES,

CHARTERED ACCOUNTANTS,

FIRM REG. NO. 122045W



BHIMA PATIL  
ACCOUNTANT



(DR. Z G BADADE)  
REGISTRAR



(DR. S N KADAM)  
VICE CHANCELLOR





(SAURABH P AGRAWAL)  
PARTNER

M. NO. 131312

SCHEDULES FORMING PART OF BALANCE SHEET AS AT 31ST MARCH, 2015

**SCHEDULE-1 CORPUS**

PARTICULARS	CURRENT YEAR	PREVIOUS YEAR
Balance As At The Beginning Of The Year	8,51,00,000.00	5,50,50,000.00
Add: Contributions Towards Corpus	3,00,00,000.00	3,00,50,000.00
Less: Asset Written Off During the Year Created Out of Corpus	-	-
<b>BALANCE AT THE YEAR-END</b>	<b>11,51,00,000.00</b>	<b>8,51,00,000.00</b>

**SCHEDULE-2 GENERAL FUND**

PARTICULARS	CURRENT YEAR	PREVIOUS YEAR
Balance As At The Beginning Of The Year	(43,15,21,938.00)	(41,19,89,057.88)
Add: Contributions Towards General Fund	-	-
Add: Balance of Net Income Transferred From the Income and Expenditure Account	1,62,94,285.00	(1,95,32,880.15)
<b>BALANCE AT THE YEAR-END</b>	<b>(41,52,27,653.00)</b>	<b>(43,15,21,938.03)</b>
<b>ROUND OFF (Rs.)</b>	<b>(41,52,27,653.00)</b>	<b>(43,15,21,938.00)</b>

**SCHEDULE-3 DESIGNATED/FARMARKED FUNDS**

PARTICULARS	TOTAL	TOTAL
	CURRENT YEAR	PREVIOUS YEAR
a) Opening Balance of the Funds	88,00,42,925.84	47,16,46,451.84
b) Additions to the Funds:	-	-
i. Donation/Grants	-	-
ii. Income from Investments Made of the Funds	-	-
iii. Accrued Interest on Investments of the Funds	-	-
iv. Building / Development Fund	48,99,71,410.00	40,50,00,000.00
v. Other Additions (Students Aid Fund)	2,61,751.00	33,96,474.00
vi. Indigent Patients Fund (IPF) :	57,00,916.00	-
<b>Total</b>	<b>49,59,34,077.00</b>	<b>40,83,96,474.00</b>
c) Utilisation/Expenditure Towards Objectives of Funds	-	-
i. Capital Expenditure	-	-
- Fixed Assets	-	-
- Others	-	-
<b>Total</b>	-	-
ii. Revenue Expenditure	-	-
- Salaries, Wages and Allowances etc.,	-	-
- Rent	-	-
- Other Administrative Expenses	-	-
<b>Total</b>	-	-
<b>Total (c)</b>	-	-
<b>NET BALANCE AS AT THE YEAR-END (a+b-c)</b>	<b>1,37,59,77,002.84</b>	<b>88,00,42,925.84</b>
<b>ROUND OFF (Rs.)</b>	<b>1,37,59,77,003.00</b>	<b>88,00,42,926.00</b>

**SCHEDULE-4 LOANS/BORROWINGS**

**IA. SECURED LOANS**

PARTICULARS	CURRENT YEAR		PREVIOUS YEAR	
i. Central Government				
ii. State Government (Specify)				
iii. Financial Institutions				
a) Term Loans				
Tata Motors Finance Ltd				
b) Interest Accrued and Due				
iv. Banks:		13,39,47,441.06	13,49,65,978.97	13,49,65,978.97
a) Term Loans	13,39,47,441.06		13,49,65,978.97	
b) Other Loans (specify)				
v. Other Institutions and Agencies				
vi. Debentures and Bonds				
vii. Others (Specify)				
<b>Total</b>		<b>13,39,47,441.06</b>		<b>13,49,65,978.97</b>
<b>ROUND OFF (Rs.)</b>		<b>13,39,47,441.00</b>		<b>13,49,65,979.00</b>



## 4B. UNSECURED LOANS

----- Not Applicable -----

## SCHEDULE-5 CURRENT LIABILITIES &amp; PROVISIONS

PARTICULARS	CURRENT YEAR		PREVIOUS YEAR	
<b>A. CURRENT LIABILITIES</b>				
<b>1. Deposits from Staff</b>		<b>3,20,01,007.50</b>		<b>2,86,91,064.50</b>
Staff Deposits	3,20,01,007.50		2,86,91,064.50	
<b>2. Deposits from Students</b>		<b>4,80,49,507.60</b>		<b>4,13,68,274.60</b>
HosTel Deposit	13,78,000.00		12,33,000.00	
Laboratory Deposit	22,06,000.00		20,30,000.00	
Book Bank Deposit	2,49,400.00		2,49,400.00	
Library Deposit	5,37,185.00		2,96,185.00	
Caution Money Deposit	3,47,17,625.00		3,09,15,625.00	
Other Deposit	89,61,297.60		66,44,064.60	
<b>3. Sundry Creditors</b>				
<b>a) For Goods &amp; Services</b>		<b>20,57,51,308.45</b>		<b>19,33,07,915.95</b>
Creditors for Purchases	8,90,80,862.59		10,46,65,328.09	
Creditors for Assets	3,97,58,614.22		5,85,29,885.22	
Creditors for Expenses	7,69,11,831.64		3,01,12,702.64	
<b>b) Others (Specify)</b>				
<b>4. Advances Received</b>		<b>5,43,55,352.80</b>		<b>2,71,62,327.80</b>
Advance Fees from Students & Patient	5,43,55,352.80		2,71,62,327.80	
HosTel, Mess & Other Fees	-		-	
<b>5. Interest accrued But not Due on:</b>				
a) Secured Loans/Borrowings	-		-	
b) Unsecured Loans/Borrowings	-		-	
<b>6. Statutory Liabilities (GPF,TDS,WC TAX,CPF,GIS,NPS):</b>				
<b>a) Overdue</b>				
<b>b) Others</b>		<b>40,65,259.41</b>		<b>43,34,938.41</b>
Professional Tax Payable	3,30,275.00		3,87,075.00	
Provident Fund Payable	19,89,090.00		4,85,422.00	
TDS Payable	17,45,894.41		34,62,441.41	
<b>7. Other Current Liabilities</b>		<b>1,10,58,32,438.38</b>		<b>1,33,01,21,224.83</b>
Payable to staff	3,30,06,608.00		2,88,66,711.00	
Payable to students	1,52,97,854.00		89,33,602.00	
Payable to Patients	4,05,639.00		-	
Payable Others	1,05,71,22,337.38		1,29,23,20,911.83	
<b>TOTAL (A)</b>		<b>1,45,00,54,874.14</b>		<b>1,62,49,85,746.09</b>
<b>B. PROVISIONS</b>		<b>1,16,17,673.00</b>		<b>1,55,87,979.00</b>
1. For Taxation	-		3,22,174.00	
2. Gratuity	1,16,17,673.00		1,52,65,805.00	
3. Superannuation/Pension	-		-	
4. Accumulated Leave Encashment	-		-	
5. Expenses Payable	-		-	
6. Trade Warranties/Claims	-		-	
<b>TOTAL (B)</b>		<b>1,16,17,673.00</b>		<b>1,55,87,979.00</b>
<b>TOTAL (A+B)</b>		<b>1,46,16,72,547.00</b>		<b>1,64,05,73,725.09</b>
<b>ROUND OFF (Rs.)</b>		<b>1,46,16,72,547.00</b>		<b>1,64,05,73,725.00</b>



**SCHEDULE - 4 FIXED ASSETS**

DESCRIPTION	GROSS BLOCK					DEPRECIATION				NET BLOCK	
	Cost/Valuation As At Beginning of the Year	Additions During the Year	Deductions During the Year	Cost/Valuation at the Year End	Rate of Dep.	Up to 01/04/2014	For the Year	On Deductions During the Year	Total up to the Year End	As at the Current Year End	As at the Previous Year End
I. Land:											
a) Freehold					0%						
b) Leasehold	85,27,472.67			85,27,472.67	0%					85,27,472.67	85,27,472.67
II. Building:											
a) On Freehold Land	11,16,027.12			11,16,027.12	10%	10,37,077.12	7,895.00		10,44,972.12	71,055.00	78,950.00
b) On Leasehold Land	77,79,20,469.37	79,43,208.00		78,58,63,677.37	10%	28,11,39,776.68	4,98,47,678.90		33,09,87,455.58	45,48,76,221.79	49,67,80,692.69
c) Ownership Flats/ Premise	54,635.05			54,635.05	10%	49,793.05	484.00		50,277.05	4,358.00	4,942.00
d) Superstructures on Land not Belonging to Educational Institutions											
III. Plants, Machinery & Equipments (Office / Lab Equipments)	57,49,71,061.70	7,80,38,760.27		65,30,09,821.97	15%	28,41,55,870.81	5,48,00,093.00		33,89,58,963.81	31,40,50,858.76	29,08,15,190.89
IV. Vehicles	1,57,39,411.04	9,05,645.00		1,66,45,056.04	15%	87,80,564.04	11,79,674.00		99,60,238.04	66,84,818.00	69,58,847.00
V. Furnitures/Fixtures/ Dead Stocks	11,14,13,612.87	2,20,53,223.62		13,34,66,836.49	10%	4,84,14,959.71	84,30,188.00		5,68,45,147.71	7,66,21,688.78	6,29,98,453.76
VI. Computer/Peripherals	2,84,18,035.00	36,55,727.00		3,20,73,762.00	60%	2,46,93,797.80	44,37,979.00		2,91,21,776.80	29,51,985.20	37,24,237.20
VII. Electric Installations	72,07,785.25	21,12,032.00		93,19,817.25	15%	40,84,359.25	7,85,319.00		48,69,678.25	44,50,139.00	31,23,406.00
VIII. Library books	3,63,78,259.50	26,41,953.00		3,90,20,212.50	60%	3,31,41,694.04	35,27,111.00		3,66,68,805.04	23,51,407.46	32,36,565.46
IX. Lab Infrastructure	19,99,435.00	22,60,922.00		42,60,357.00	10%	1,99,744.00	4,56,041.00		6,05,985.00	36,54,372.00	17,99,491.00
X. Air Conditioners	1,65,04,139.00	1,08,38,855.00		2,73,42,994.00	15%	93,32,812.00	27,01,527.00		1,20,34,339.00	1,53,08,655.00	71,71,327.00
XI. Solar Water Heater	22,61,107.00			22,61,107.00	0%					22,61,107.00	22,61,107.00
XII. Generator DG Set	59,75,491.00	68,38,638.00		1,28,14,129.00	15%	42,07,670.51	12,77,824.17		54,85,494.68	73,28,634.32	19,67,850.49
XIII. Sewage Treatment Plant	18,71,594.00			18,71,594.00	15%	13,10,867.00	84,109.00		13,94,976.00	4,76,618.00	5,60,727.00
IX. Central Gas System	33,09,660.00	11,04,271.00		44,13,931.00	15%	24,24,933.00	2,98,350.00		27,23,283.00	16,90,648.00	8,64,777.00
<b>A. Total of CURRENT YEAR</b>	<b>1,59,34,48,196.00</b>	<b>13,83,93,235.00</b>		<b>1,73,20,61,430.00</b>		<b>70,29,74,119.00</b>	<b>12,77,77,273.00</b>		<b>83,07,51,392.00</b>	<b>90,13,10,038.00</b>	<b>89,06,94,077.00</b>
XI. Capital Work-in-progress											
TRANSFER TO ASSETS	96,70,45,241.00	20,48,97,907.00		1,17,19,43,148.00						1,17,19,43,148.00	96,70,45,241.00
<b>B. NET WORK-IN-PROGRESS</b>	<b>96,70,45,241.00</b>	<b>20,48,97,907.00</b>		<b>1,17,19,43,148.00</b>						<b>1,17,19,43,148.00</b>	<b>96,70,45,241.00</b>
<b>TOTAL (A+B)</b>	<b>2,56,07,13,437.00</b>	<b>34,32,91,142.00</b>		<b>2,90,40,04,578.00</b>		<b>70,29,74,119.00</b>	<b>12,77,77,273.00</b>		<b>83,07,51,392.00</b>	<b>2,07,32,53,186.00</b>	<b>1,85,77,39,318.00</b>





SCHEDULE-7 CURRENT ASSETS

PARTICULARS	CURRENT YEAR		PREVIOUS YEAR	
<b>1. Stock:</b>		<b>40,74,750.73</b>		<b>45,88,945.22</b>
a) Stores and Spares	40,74,750.73		45,88,945.22	
b) Loose Tools	-		-	
c) Publications	-		-	
<b>2. Sundry Debtors:</b>				
a) Debts Outstanding for a Period Exceeding 6 Months	-		-	
b) Others	-		-	
<b>3. Cash Balances in Hand (Including Cheques/Drafts and Imprest)</b>		<b>1,29,266.07</b>		<b>6,57,663.07</b>
Cash in Hand	1,29,266.07		6,57,663.07	
<b>4. Bank Balances (to be further Classified as Pertaining to Earmarked Fund of Otherwise)</b>				
<b>a) With Scheduled Bank:</b>		<b>35,30,19,378.14</b>		<b>26,39,43,536.53</b>
-In Current & Savings Accounts				
Punjab National Bank	57,36,401.41		1,30,92,411.75	
State Bank of India	60,46,668.31		64,87,762.31	
Standard Urban Co-op bank	11,79,488.44		25,55,981.89	
The Saraswat Co op Bank	1,42,43,309.10		83,41,809.34	
Abhyudaya Bank	5,83,141.42		3,89,116.42	
Axis Bank	16,12,567.59		3,77,100.47	
City Bank	3,03,743.82		3,03,470.55	
Bank Of India	3,69,350.00		3,69,350.00	
Bank of Maharashtra	2,16,147.80		3,02,713.80	
B M C Bank	8,091.00		8,091.00	
IDBI Bank	2,71,90,902.78		6,32,50,120.58	
ICICI Bank	1,99,332.09		1,96,199.33	
DCB Bank	36,10,956.42		20,41,710.19	
ICMR Shakti Scheme	-		42,405.00	
HDFC Bank	43,65,965.06		47,17,318.00	
State Bank of Hyderabad	8,28,405.00		-	
Bank Of Baroda	4,587.00		4,587.00	
Central Bank of India	23,485.90		23,485.90	
-In term Deposit Accounts				
FDR's	28,64,96,835.00		16,14,39,903.00	
<b>b) With Non-Schedules Banks:</b>				
- In Current Accounts	-		-	
- In Term Deposit Accounts	-		-	
- In Savings Accounts	-		-	
<b>5. Post Office-Savings Accounts</b>				
<b>TOTAL</b>		<b>35,72,23,394.94</b>		<b>26,91,90,144.82</b>
<b>ROUND OFF TOTAL (Rs.)</b>		<b>35,72,23,395.00</b>		<b>26,91,90,145.00</b>

SCHEDULE-8 LOANS, ADVANCES & DEPOSITS

PARTICULARS	CURRENT YEAR		PREVIOUS YEAR	
<b>1. Advances to Employees: (Non-Interest Bearing)</b>		<b>26,83,532.00</b>		<b>23,57,524.00</b>
a) Salary	26,83,532.00		23,57,524.00	
b) Festival	-		-	
c) LTC	-		-	
d) Medical Advance	-		-	
e) Other (P F)	-		-	
<b>2. Long Term Advances to Employees:(Interest Bearing)</b>				
a) Vehicle Loan	-		-	
b) Home Loan	-		-	
c) Other (to be Specified)	-		-	
<b>3. Advances and Other Amounts Recoverable in Cash or in Kind or for Value to be Received:</b>				
<b>a) On Capital Account</b>				
<b>b) To Suppliers</b>		<b>6,14,91,283.75</b>		<b>5,96,96,145.97</b>
Advance to Suppliers/ Contractor	5,44,10,523.39		5,44,08,838.59	
Advance Against Expenses	70,80,760.36		52,87,307.38	
<b>c) Other Institutions and Agencies</b>				
Mahatma Gandhi Mission, Nanded	-		-	
<b>4. Prepaid Expenses</b>		<b>51,19,414.75</b>		<b>30,29,607.23</b>
a) Insurance	-		-	
b) Other Expenses	51,19,414.75		30,29,607.23	



<b>5. Deposits</b>		<b>2,35,53,053.18</b>		<b>2,09,92,717.18</b>
a) Telephone	1,78,273.00		1,71,273.00	
b) Rent	1,02,80,388.18		1,03,40,988.18	
c) Electricity	1,01,86,046.00		76,21,546.00	
d) AICTE	15,00,000.00		15,00,000.00	
e) MCI/PF	4,00,000.00		4,00,000.00	
f) Hostel Deposit	5,00,000.00		5,00,000.00	
g) Gas Cylinder Deposit	1,16,400.00		1,16,400.00	
h) Others				
- Deposit -BOC India Ltd.	10,000.00		20,000.00	
- PF Deposit	47,710.00		47,710.00	
- Sec Deposit With Dist. Forum	25,000.00		25,000.00	
- Security Deposit ( Z P Nanded )	1,00,300.00		90,300.00	
- Deposit Paid to Companies	61,936.00		-	
- Security Deposit ( Tata Finance)	1,47,000.00		1,47,000.00	
- Earnest Money Deposits	-		12,500.00	
<b>6. Income Accrued:</b>				
a) On Investment from Earmarked/Endowment Funds				
b) On Investments-Others		<b>2,52,04,199.03</b>		<b>1,37,86,131.00</b>
Accrued Interest on FDR	2,52,04,199.03		1,37,86,131.00	
c) On Loans and Advances				
<b>7. Other Receivable</b>				
a) Debit Balance in Sponsored Projects	-		-	
b) Debit Balance in Fellowship & Scholarship	-		-	
c) Grants Recoverable	-		-	
d) Others Receivables		<b>12,29,41,274.50</b>		<b>8,23,69,103.50</b>
Fees Receivable Students/ Patients/ Companies	11,22,75,814.50		5,75,11,439.00	
Exam Expenses Receivable	6,19,213.00		2,50,498.00	
RGAY Fees Receivable	11,79,600.00		16,31,700.00	
Department of Prosthetic & Orthotic	9,98,801.00		-	
TDS Receivable	29,81,412.00		18,87,575.00	
Income Tax Refund Receivable	33,93,475.00		15,05,900.00	
HDFC Credit Card	5,45,200.00		2,63,258.00	
Others	9,47,759.00		1,93,18,733.50	
<b>8. Claims Receivable</b>				
<b>TOTAL</b>		<b>24,09,92,757.21</b>		<b>18,22,31,228.88</b>
<b>ROUND OFF TOTAL (Rs.)</b>		<b>24,09,92,757.00</b>		<b>18,22,31,229.00</b>



**SCHEDULE-9 ACADEMIC RECEIPTS**

PARTICULARS	CURRENT YEAR	PREVIOUS YEAR
<b>FEES FROM STUDENTS</b>		
Academic & Examinations Fees:	1,47,65,91,885.46	1,21,49,41,888.70
<b>TOTAL (A)</b>	<b>1,47,65,91,885.46</b>	<b>1,21,49,41,888.70</b>
<b>FEES FROM PATIENTS</b>		
Medical / Clinical Fees:	69,03,90,079.57	48,05,58,360.58
<b>TOTAL (B)</b>	<b>69,03,90,079.57</b>	<b>48,05,58,360.58</b>
<b>GRAND TOTAL (A+B)</b>	<b>2,16,69,81,965.00</b>	<b>1,69,55,00,249.00</b>

**SCHEDULE-10 GRANTS & DONATIONS** (Irrevocable Grants & Subsidies Received)

— Not Applicable —

**SCHEDULE-11 OTHER INCOME**

PARTICULARS	CURRENT YEAR	PREVIOUS YEAR
<b>A. Income from Land &amp; Building</b>		
1. Hostel Room Rent	-	-
2. Licence Fees	-	-
3. Hire Charges of Auditorium/Play Ground/Convention Centre, etc.:	-	-
4. Electricity & Water Charges	-	-
5. Building Rent from Others	19,33,000.00	-
6. Rent from Doctors	-	-
<b>Total</b>	<b>19,33,000.00</b>	-
<b>B. Sale of Institute's Publications</b>	-	-
<b>C. Income from Holding Events</b>		
1. Gross Receipts from Annual Function/Sports Carnival	-	-
Less: Direct Expenditure Incurred on the Annual Function/Sports Carnival	-	-
2. Gross Receipts from Fetes	-	-
Less: Direct Expenditure Incurred on the Fetes	-	-
3. Gross Receipts for Educational Tours	-	-
Less: Direct Expenditure Incurred on the Tours	-	-
4. Others (to be Specified and Separately Disclosed)	-	-
<b>Total</b>	-	-
<b>D. Interest on Term Deposits:</b>		
a) With Scheduled Banks	3,94,31,013.65	3,13,43,206.81
b) With Non-Scheduled Banks	-	-
c) Others	-	-
<b>Total</b>	<b>3,94,31,013.65</b>	<b>3,13,43,206.81</b>
<b>E. Interest on Savings Accounts:</b>		
a) With Scheduled Banks	39,45,953.00	18,76,980.53
b) With Non-Scheduled Banks	-	-
c) With Institutions	-	-
d) Others	-	-
<b>Total</b>	<b>39,45,953.00</b>	<b>18,76,980.53</b>
<b>F. Interest on Loans:</b>		
a) Employees/Staff	-	-
b) Others	-	-
<b>Total</b>	-	-
<b>G. Interest on Debtors and Other Receivable</b>	-	-



<b>H. Others</b>		
1. Income from Consultancy	-	-
2. HRA Received	-	-
3. Income from Royalty	-	-
4. Conference/Seminar/Workshop Fees	-	-
5. Membership Fees from Constituent Colleges	25,00,000.00	25,00,000.00
6. Misc. Receipts	28,51,975.64	54,83,323.90
7. Profit on Sale/Disposal of Assets:		
a) Owned Assets	-	-
b) Assets Acquired Out of Grants, or Received Free of Cost	-	-
8. Written Back Of Credit Balances	38,22,309.00	-
<b>Total</b>	<b>91,74,284.64</b>	<b>79,83,323.90</b>
<b>GRAND TOTAL (A+B+C+D+E+F+G+H)</b>	<b>5,44,84,251.00</b>	<b>4,12,03,511.00</b>

**SCHEDULE- 12 STAFF PAYMENTS & BENEFITS**

PARTICULARS	CURRENT YEAR	PREVIOUS YEAR
Employers Contribution to Provident Fund	1,75,17,249.00	79,27,486.00
Gratuity Expenses	36,58,451.00	25,00,000.00
Honorarium/Remuneration Expenses	37,01,236.00	34,00,265.00
Incentives	6,86,500.00	2,03,000.00
Overtime, Allowances and Bonus	13,84,533.00	13,88,689.00
Salaries and Wages	57,85,96,850.00	53,21,16,783.00
Staff Quarter Rent Expenses	45,78,672.00	46,24,832.00
Staff Welfare Expenses	35,63,158.00	25,58,868.00
Students Stipends/Fellowship	10,32,86,541.00	3,70,28,487.00
<b>TOTAL</b>	<b>71,69,73,190.00</b>	<b>59,17,48,410.00</b>
Expenditures related to Research and Development	14,33,94,638.00	11,83,49,682.00
<b>TOTAL</b>	<b>57,35,78,552.00</b>	<b>47,33,98,728.00</b>

**SCHEDULE-13 ACADEMIC EXPENSES**

PARTICULARS	CURRENT YEAR	PREVIOUS YEAR
Admission Expenses	1,25,599.00	3,12,476.00
Affiliation Fees	13,24,800.00	3,20,000.00
Annual Social Gathering	1,50,024.00	3,79,547.00
Building Rent	89,11,574.00	94,56,790.00
Clinical Expenses	1,49,346.00	1,86,689.00
Convocation Expenses	7,21,000.00	48,440.00
Examination Expenses	1,16,67,655.00	97,72,943.00
Functions & Programmes Expenses	11,99,804.00	7,24,719.00
Inspection / Accreditation (NAAC) / MCI Fees	20,45,177.00	7,82,827.00
Journals & Periodicals	10,22,570.00	62,86,253.75
Membership Fees	30,57,541.00	25,91,273.00
Proposal Fees Expenses	5,20,000.00	5,38,584.00
Scholarship/Freeship	2,41,00,115.00	1,70,48,810.00
Seminar/Workshop/ Conference	22,98,959.37	17,21,731.00
Students Academic & other Expenses	-	5,38,162.00
Students Welfare Expenses	1,24,144.00	3,48,050.00
UG & PG Course / MCI Fees & Expenses	34,87,500.00	67,70,000.00
<b>TOTAL</b>	<b>6,09,05,808.37</b>	<b>5,78,27,294.75</b>
Expenditures related to Research and Development	1,21,81,161.67	1,15,65,458.95
<b>TOTAL</b>	<b>4,87,24,647.00</b>	<b>4,62,61,836.00</b>



**SCHEDULE-14 ADMINISTRATIVE AND GENERAL EXPENSES**

PARTICULARS	CURRENT YEAR	PREVIOUS YEAR
Advertisement and Publicity	26,98,221.00	21,86,933.00
Charity Expenses	23,28,44,878.00	16,82,72,257.00
CIDCO Service Charges	62,470.00	1,03,680.00
Camp Expenses	33,03,299.00	8,07,120.00
Dialysis Expenses	32,01,040.00	13,27,885.00
Diet Charges	70,35,437.00	60,21,461.00
Electricity and Power	5,31,76,118.00	3,93,62,285.00
Garden Expenses	4,00,940.00	5,26,487.00
Guest House Expenses	1,026.00	10,986.00
Hostel Rent	21,30,030.00	19,69,800.00
Insurance	5,51,949.51	5,24,444.31
LBT Expenses	12,07,657.00	9,94,242.00
Legal & Professional Charges	36,82,288.00	5,51,973.00
Linen Expenses	15,50,389.00	26,91,854.00
Medicine Expenses	12,98,01,436.50	6,79,10,369.00
Meeting Expenses	8,64,717.00	13,88,328.00
Office & Misc Expenses	24,13,676.00	41,89,538.00
Oxygen Cylinder Expenses	80,44,744.00	52,33,552.00
Photocopy Expenses	4,17,635.00	23,846.00
Postage, Telephone and Internet Charges	34,45,784.00	34,82,619.00
Printing & Stationary	1,32,95,771.00	1,08,97,477.50
Property Tax	1,04,65,125.00	79,80,981.00
Registration, Licence & Renewal Expenses	1,57,672.00	3,14,710.00
Remuneration to Auditors	16,21,355.00	15,03,377.00
Security Guard Expenses	1,47,06,820.00	1,03,73,158.00
Consultancy charges of Visiting Faculty	3,02,93,603.00	3,11,24,136.00
Sports & Playground Expenses	1,31,914.00	19,552.00
Stores & Consumable Expenses	14,43,165.00	2,38,639.00
Surgical Expenses	1,15,88,317.00	99,28,298.00
Traveling and Conveyance Expenses	54,76,425.22	54,81,035.00
Ward Expenses	38,09,802.00	13,47,953.00
Washing & Cleaning Expenses	7,41,22,474.00	6,68,17,935.00
Laboratory & Department Expenses	5,25,55,345.00	4,54,52,624.00
Water Charges	1,39,35,116.00	65,91,440.00
Decrease in Inventory	5,14,194.49	27,07,082.22
<b>TOTAL</b>	<b>69,09,50,833.72</b>	<b>50,83,58,057.03</b>
Expenditures related to Research and Development	13,81,90,166.74	10,16,71,611.41
<b>TOTAL</b>	<b>55,27,60,667.00</b>	<b>40,66,86,446.00</b>

**SCHEDULE-15 TRANSPORTATION EXPENSES**

PARTICULARS	CURRENT YEAR	PREVIOUS YEAR
1. Vehicles (Owned by Educational Institution)		
a) Running Expenses (Petrol/ Diesel /Toll Tax)	23,96,968.00	17,81,317.00
b) Repairs & Maintenance	1,85,324.00	18,93,372.00
c) Insurance Expenses	32,98,960.00	5,16,550.00
2. Vehicles Taken on Rent/ Lease:		
a) Rent/Lease Expenses	2,64,485.00	16,06,174.00
<b>TOTAL</b>	<b>61,45,737.00</b>	<b>57,97,413.00</b>
Expenditures related to Research and Development	12,29,147.40	11,59,482.60
<b>TOTAL</b>	<b>49,16,590.00</b>	<b>46,37,930.00</b>



**SCHEDULE-16 REPAIRS & MAINTENANCE**

PARTICULARS	CURRENT YEAR	PREVIOUS YEAR
Building and Infrastructure	2,36,35,442.00	1,15,84,044.00
Computers	21,96,261.00	25,28,975.00
Electricals	48,91,115.00	74,17,757.00
Equipment & Instruments	1,64,52,625.48	1,09,43,309.46
Furniture & Fixture	35,03,329.00	19,32,734.00
Others	7,97,696.00	25,87,843.50
<b>TOTAL</b>	<b>5,14,76,468.48</b>	<b>3,69,94,662.96</b>
Expenditures related to Research and Development	1,02,95,293.70	73,98,932.59
<b>TOTAL</b>	<b>4,11,81,175.00</b>	<b>2,95,95,730.00</b>

**SCHEDULE-17 FINANCE COSTS**

PARTICULARS	CURRENT YEAR	PREVIOUS YEAR
a) Interest on Fixed Loans	3,03,66,389.70	2,34,08,519.29
b) Bank/Financial Charges	5,76,230.72	59,67,564.01
<b>TOTAL</b>	<b>3,09,42,620.42</b>	<b>2,93,76,083.30</b>
Expenditures related to Research and Development	61,88,524.08	58,75,216.66
<b>TOTAL</b>	<b>2,47,54,096.00</b>	<b>2,35,00,867.00</b>

PLACE : AURANGABAD  
DATE : 23/09/2015



(BHIMA PATIL)  
ACCOUNTANT



(DR. Z G BABADE)  
REGISTRAR



(DR. S N KADAM)  
VICE CHANCELLOR



FOR ASHOK PATIL & ASSOCIATES,  
CHARTERED ACCOUNTANTS,  
FIRM REG. No. 122045W



(SAURABH P AGRAWAL)  
PARTNER  
M. NO. 131312

# **MGM INSTITUTE OF HEALTH SCIENCES**

( A Deemed University Established under Section 3 of UGC Act, 1956 )

KAMOTHE, NAVI MUMBAI.

CONSOLIDATED STATEMENTS OF ACCOUNT

OF

MGM INSTITUTE OF HEALTH SCIENCES , NAVI MUMBAI.

AND

MGM'S MEDICAL COLLEGE & HOSPITALS, NAVI MUMBAI.

AND

MGM'S MEDICAL COLLEGE & HOSPITALS, AURANGABAD.

FOR

FINANCIAL YEAR : 2015-2016

**MGM INSTITUTE OF HEALTH SCIENCES,**  
**( A Deemed University Established under Section 3 of UGC Act, 1956 )**  
**MGM CAMPUS, KAMOTHE, NAVI MUMBAI.**

**BALANCE SHEET AS AT 31<sup>ST</sup> MARCH, 2016**

(Amount in Rs.)


SOURCES OF FUNDS	Sch.	Current Year	Previous Year
<b>UNRESTRICTED FUNDS</b>			
Corpus	1	150,100,000.00	115,100,000.00
General Fund	2	(380,584,684.00)	(415,227,653.00)
Designated/Earmarked Funds	3	1,958,558,118.00	1,375,977,003.00
<b>RESTRICTED FUNDS</b>			
<b>LOANS/BORROWINGS</b>			
Secured	4A	162,278,099.00	133,947,441.00
Unsecured	4B	-	-
<b>CURRENT LIABILITIES &amp; PROVISIONS</b>	5	1,332,867,488.00	1,461,672,547.00
<b>TOTAL (Rs.)</b>		<b>3,223,219,021.00</b>	<b>2,671,469,338.00</b>
<b>APPLICATION OF FUNDS</b>			
<b>FIXED ASSETS</b>	6		
Tangible Assets		930,352,630.00	901,310,038.00
Intangible Assets		-	-
Capital Work-In-Progress		1,429,926,570.00	1,171,943,148.00
<b>INVESTMENTS</b>			
Long Term		-	-
Short Term		-	-
<b>CURRENT ASSETS</b>	7	552,522,058.00	357,223,395.00
<b>LOANS, ADVANCES &amp; DEPOSITS</b>	8	310,417,763.00	240,992,757.00
<b>TOTAL (Rs.)</b>		<b>3,223,219,021.00</b>	<b>2,671,469,338.00</b>

This is the Consolidated Balance sheet prepared from audited standalone Balance sheet of MGM Institute of Health Sciences , Navi Mumbai, MGM's Medical College and Hospitals, Kamothe, Navi Mumbai and MGM's Medical College and Hospitals, Aurangabad.

PLACE : AURANGABAD  
DATE : 17/09/2016

  
**(BHIMA PATIL)**  
ACCOUNTANT

  
**(DR. Z G BADADE)**  
REGISTRAR

  
**(DR. S N KADAM)**  
VICE CHANCELLOR



FOR ASHOK PATIL & ASSOCIATES,  
CHARTERED ACCOUNTANTS,  
FIRM REG. No. 122045W

  
**(SAURASH P AGRAWAL)**  
PARTNER  
M. NO. 131312



**MGM INSTITUTE OF HEALTH SCIENCES,**  
( A Deemed University Established under Section 3 of UGC Act, 1956 )  
**MGM CAMPUS, KAMOTHE, NAVI MUMBAI.**

**INCOME AND EXPENDITURE ACCOUNT FOR THE YEAR ENDED 31<sup>ST</sup> MARCH, 2016**

(Amount in Rs.)


Particulars	Sch.	Current Year				Previous Year	
		Unrestricted Funds			Restricted Fund	Total	
		Corpus	Designated Fund	General Fund			
<b>INCOME</b>							
Academic Receipts	9			2,434,070,935.00		2,434,070,935.00	2,166,981,965.00
Grants & Donations	10			-		-	-
Income from investments				-		-	-
Other incomes	11			70,391,001.00		70,391,001.00	54,484,251.00
<b>TOTAL (A)</b>		-	-	<b>2,504,461,936.00</b>		<b>2,504,461,936.00</b>	<b>2,221,466,216.00</b>
<b>EXPENDITURE</b>							
Staff Payments & Benefits	12			692,702,146.00		692,702,146.00	573,578,552.00
Academic Expenses	13			56,687,614.00		56,687,614.00	48,724,647.00
Admin & General Expenses	14			549,146,993.00		549,146,993.00	552,760,667.00
Transportation Expenses	15			6,525,026.00		6,525,026.00	4,916,590.00
Repairs & Maintenance	16			40,844,434.00		40,844,434.00	41,181,175.00
Finance Costs	17			26,189,809.00		26,189,809.00	24,754,096.00
Research and Development		-		343,024,005.00		343,024,005.00	311,478,931.00
Depreciation	6			134,698,940.00		134,698,940.00	127,777,273.00
<b>TOTAL (B)</b>		-	-	<b>1,849,818,967.00</b>		<b>1,849,818,967.00</b>	<b>1,685,171,931.00</b>
<b>Balance Being Excess of Income over Expenditure (A-B)</b>				654,642,969.00		654,642,969.00	536,294,285.00
Transfer to/from Designated Fund							
- Building / Development Fund				585,000,000.00		585,000,000.00	490,000,000.00
- Corpus Fund				35,000,000.00		35,000,000.00	30,000,000.00
<b>Balance Being Surplus/ (Deficit) Carried to General Fund</b>		-	-	<b>34,642,969.00</b>		<b>34,642,969.00</b>	<b>16,294,285.00</b>

This is the Consolidated Income and Expenditure account prepared from standalone audited income and expenditure account of MGM Institute of Health Sciences, Navi Mumbai, MGM's Medical College and Hospitals, Kamothe, Navi Mumbai and MGM's Medical College and Hospitals, Aurangabad. Research expenditure incurred has been shown in respective heads in accounts, hence in order to consolidate it, the same is apportioned from these heads and shown under the head Research and Development.

PLACE : AURANGABAD  
DATE : 17/09/2016

  
(BHIMA PATIL)  
ACCOUNTANT

  
(DR. I G BADADE)  
REGISTRAR

  
(DR. S N KADAM)  
VICE CHANCELLOR



FOR ASHOK PATIL & ASSOCIATES,  
CHARTERED ACCOUNTANTS,  
FIRM REG. NO. 122045W  
  
(SAURABH P AGRAWAL)  
PARTNER  
M. NO. 131312

SCHEDULES FORMING PART OF BALANCE SHEET AS AT 31ST MARCH, 2016

**SCHEDULE-1 CORPUS**

PARTICULARS	CURRENT YEAR	PREVIOUS YEAR
Balance As At The Beginning Of The Year	115,100,000.00	85,100,000.00
Add: Contributions Towards Corpus	35,000,000.00	30,000,000.00
Less: Asset Written Off During the Year Created Out of Corpus	-	-
<b>BALANCE AT THE YEAR-END</b>	<b>150,100,000.00</b>	<b>115,100,000.00</b>

**SCHEDULE-2 GENERAL FUND**

PARTICULARS	CURRENT YEAR	PREVIOUS YEAR
Balance As At The Beginning Of The Year	(415,227,653.00)	(431,521,938.00)
Add: Contributions Towards General Fund	-	-
Add: Balance of Net Income Transferred From the Income and Expenditure Account	34,642,969.00	16,294,285.00
<b>BALANCE AT THE YEAR-END</b>	<b>(380,584,684.00)</b>	<b>(415,227,653.00)</b>
<b>ROUND OFF (Rs.)</b>	<b>(380,584,684.00)</b>	<b>(415,227,653.00)</b>

**SCHEDULE-3 DESIGNATED/EARMARKED FUNDS**

PARTICULARS	CURRENT YEAR	PREVIOUS YEAR
a) Opening Balance of the Funds	1,375,977,002.84	880,042,925.84
b) Additions to the Funds:		
i. Donation/Grants	-	-
ii. Income from Investments Made of the Funds	-	-
iii. Accrued Interest on Investments of the Funds	-	-
iv. Building / Development Fund	585,000,000.00	489,971,410.00
v. Other Additions (Students Aid Fund)	-	261,751.00
vi. Indigent Patients Fund (IPF) :	(2,418,885.00)	5,700,916.00
<b>Total</b>	<b>582,581,115.00</b>	<b>495,934,077.00</b>
c) Utilisation/Expenditure Towards Objectives of Funds:		
i. Capital Expenditure		
- Fixed Assets	-	-
- Others	-	-
<b>Total</b>	-	-
ii. Revenue Expenditure:		
- Salaries, Wages and Allowances etc.	-	-
- Rent	-	-
- Other Administrative Expenses	-	-
<b>Total</b>	-	-
<b>Total (c)</b>	-	-
<b>NET BALANCE AS AT THE YEAR-END (a+b-c)</b>	<b>1,958,558,117.84</b>	<b>1,375,977,002.84</b>
<b>ROUND OFF TOTAL (Rs.)</b>	<b>1,958,558,118.00</b>	<b>1,375,977,003.00</b>

**SCHEDULE-4 LOANS/BORROWINGS**

**4A - SECURED LOANS**

PARTICULARS	CURRENT YEAR	PREVIOUS YEAR
1. Central Government		
2. State Government (Specify)		
3. Financial Institutions		
a) Term Loans	-	-
b) Interest Accrued and Due	-	-
4. Banks:		
a) Term Loans	162,278,099.24	133,947,441.06
b) Other Loans (specify)	-	-
5. Other Institutions and Agencies	-	-
6. Debentures and Bonds	-	-
7. Others (Specify)	-	-
<b>Total</b>	<b>162,278,099.24</b>	<b>133,947,441.06</b>
<b>ROUND OFF TOTAL (Rs.)</b>	<b>162,278,099.00</b>	<b>133,947,441.00</b>



## 4B - UNSECURED LOANS

— Not Applicable —

## SCHEDULE-5 CURRENT LIABILITIES &amp; PROVISIONS

PARTICULARS	CURRENT YEAR	PREVIOUS YEAR
<b>A. CURRENT LIABILITIES</b>		
<b>1. Deposits from Staff</b>		
Staff Deposits	30,452,653.50	32,001,007.50
<b>2. Deposits from Students/ Contractors &amp; Others</b>		
Hostel Deposit	1,288,000.00	1,378,000.00
Laboratory Deposit	2,332,400.00	2,206,000.00
Library Deposit	416,185.00	537,185.00
Caution Money Deposit	37,862,625.00	34,717,625.00
Other Deposit	13,561,392.00	9,210,697.60
<b>3. Sundry Creditors</b>		
<b>a) For Goods &amp; Services</b>		
Creditors for Purchases	142,422,740.98	89,080,862.59
Creditors for Assets	43,875,794.22	39,758,614.22
Creditors for Expenses	114,385,512.00	76,911,831.64
<b>b) Others (Specify)</b>		
<b>4. Advances Received</b>		
Advance Fees from Students/ Patients	42,472,415.80	54,355,352.80
Advance Against Expenses	-	-
<b>5. Interest accrued But not Due on:</b>		
a) Secured Loans/Borrowings	-	-
b) Unsecured Loans/Borrowings	-	-
<b>6. Statutory Liabilities (GPF,TDS,WC TAX,CPF,GIS,NPS):</b>		
<b>a) Overdue</b>		
<b>b) Others</b>		
Professional Tax Payable	353,775.00	330,275.00
Provident Fund Payable	2,007,668.00	1,989,090.00
TDS Payable	2,867,281.00	1,745,894.41
<b>7. Other Current Liabilities</b>		
Payable to staff	45,691,265.00	33,006,608.00
Payable to students	31,810,536.00	15,297,854.00
Payable to Patients	530,560.00	405,639.00
Payable Others	811,455,560.20	1,057,122,337.38
<b>TOTAL (A)</b>	<b>1,323,786,363.70</b>	<b>1,450,054,874.14</b>
<b>B. PROVISIONS</b>		
1. For Taxation	-	-
2. Gratuity	9,081,124.00	11,617,673.00
3. Superannuation/Pension	-	-
4. Accumulated Leave Encashment	-	-
5. Expenses Payable	-	-
6. Trade Warranties/Claims	-	-
<b>TOTAL (B)</b>	<b>9,081,124.00</b>	<b>11,617,673.00</b>
<b>TOTAL (A+B)</b>	<b>1,332,867,487.70</b>	<b>1,461,672,547.14</b>
<b>ROUND OFF TOTAL (Rs.)</b>	<b>1,332,867,488.00</b>	<b>1,461,672,547.00</b>



**SCHEDULE-6 FIXED ASSETS**

DESCRIPTION	GROSS BLOCK				DEPRECIATION				NET BLOCK		
	Cost/Valuation As At Beginning of the Year	Additions During the Year	Deductions During the Year	Cost/Valuation at the Year End	Rate of Dep.	Up to 01/04/2015	For the Year	On Deductions During the Year	Total up to the Year End	As at the Current Year End	As at the Previous Year End
<b>I. Land:</b>											
a) Freehold	-	-	-	-	0%	-	-	-	-	-	-
b) Leasehold	8,527,472.67	-	-	8,527,472.67	0%	-	-	-	-	8,527,472.67	8,527,472.67
<b>II. Building:</b>											
a) On Freehold Land	1,116,027.12	-	-	1,116,027.12	10%	1,044,972.12	7,106.00	-	1,052,078.12	63,949.00	71,055.00
b) On Leasehold Land	785,863,677.37	2,946,823.00	-	788,810,500.37	10%	330,987,455.58	45,157,593.00	-	376,145,048.58	412,665,451.79	454,876,221.79
c) Ownership Flats/ Premise	54,635.05	-	-	54,635.05	0%	50,277.05	-	-	50,277.05	4,358.00	4,358.00
d) Superstructures on Land not Belonging to Educational Institutions	-	-	-	-	-	-	-	-	-	-	-
<b>III. Plants, Machinery &amp; Equipments (Office / Lab Equipments)</b>	653,123,677.97	141,166,867.96	-	794,290,545.93	15%	339,072,819.81	67,771,186.00	-	406,844,005.81	387,446,540.12	314,050,858.16
<b>IV. Vehicles</b>	16,645,056.04	-	-	16,645,056.04	15%	9,960,236.04	1,002,723.00	-	10,962,961.04	5,682,095.00	6,684,818.00
<b>V. Furnitures/Fixtures/ Dead Stocks</b>	133,352,980.49	9,533,990.00	-	142,886,970.49	10%	56,731,291.71	8,530,321.00	-	65,261,612.71	77,625,357.78	76,621,688.78
<b>VI. Computer/Peripherals</b>	32,073,762.00	4,311,773.00	-	36,385,535.00	60%	29,121,776.80	4,358,255.00	-	33,480,031.80	2,905,503.20	2,951,985.20
<b>VII. Electric Installations</b>	9,319,817.25	143,250.00	-	9,463,067.25	15%	4,869,678.25	689,008.00	-	5,558,686.25	3,904,381.00	4,450,139.00
<b>VIII. Library books</b>	39,020,212.50	1,911,746.00	-	40,931,958.50	60%	36,668,805.04	2,557,892.00	-	39,226,697.04	1,705,261.46	2,351,407.46
<b>IX. Lab Infrastructure</b>	4,260,357.00	143,653.00	-	4,404,010.00	10%	605,985.00	379,803.00	-	985,788.00	3,418,222.00	3,654,372.00
<b>X. Air Conditioners</b>	27,342,994.00	3,583,429.00	-	30,926,423.00	15%	12,034,339.00	2,833,813.00	-	14,868,152.00	16,058,271.00	15,308,655.00
<b>XI. Solar Water Heater</b>	2,261,107.00	-	-	2,261,107.00	0%	-	-	-	-	2,261,107.00	2,261,107.00
<b>XII. Generator DG Set</b>	12,814,129.00	-	-	12,814,129.00	15%	5,485,494.68	1,086,150.17	-	6,571,644.85	6,242,484.15	7,328,634.32
<b>XIII. Sewage Treatment Plant</b>	1,871,594.00	-	-	1,871,594.00	15%	1,394,976.00	71,493.00	-	1,466,469.00	405,125.00	476,618.00
<b>IX. Central Gas System</b>	4,413,931.00	-	-	4,413,931.00	15%	2,723,283.00	253,597.00	-	2,976,880.00	1,437,051.00	1,690,648.00
<b>A. Total of CURRENT YEAR</b>	<b>1,732,061,430.00</b>	<b>163,741,532.00</b>	-	<b>1,895,802,962.00</b>		<b>830,751,392.00</b>	<b>134,698,940.00</b>	-	<b>965,450,332.00</b>	<b>930,352,630.00</b>	<b>901,310,038.00</b>
<b>XI. Capital Work-in-progress</b>											
Transfer to Assets	1,171,943,147.98	257,983,422.00	-	1,429,926,569.98	-	-	-	-	-	1,429,926,569.98	1,171,943,147.98
<b>B. NET WORK-IN-PROGRESS</b>	<b>1,171,943,147.98</b>	<b>257,983,422.00</b>	-	<b>1,429,926,569.98</b>		-	-	-	-	<b>1,429,926,570.00</b>	<b>1,171,943,148.00</b>
<b>TOTAL (A+B)</b>	<b>2,904,004,577.98</b>	<b>421,724,954.00</b>	-	<b>3,325,729,531.98</b>		<b>830,751,392.00</b>	<b>134,698,940.00</b>	-	<b>965,450,332.00</b>	<b>2,360,279,200.00</b>	<b>2,073,253,186.00</b>



**SCHEDULE-7 CURRENT ASSETS**

PARTICULARS	CURRENT YEAR	PREVIOUS YEAR
<b>1. Stock:</b>		
a) Stores and Spares	5,156,656.70	4,074,750.73
b) Loose Tools	-	-
c) Publications	-	-
<b>2. Sundry Debtors:</b>		
a) Debts Outstanding for a Period Exceeding Six Months	-	-
b) Others	-	-
<b>3. Cash Balances in Hand (Including Cheques/Drafts and Imprest)</b>		
Cash in Hand	94,680.00	129,266.07
<b>4. Bank Balances</b> (to be Further Classified as Pertaining to Earmarked Fund of Otherwise)		
<b>a) With Scheduled Bank:</b>		
<b>-In Current &amp; Savings Accounts</b>		
Punjab National Bank	3,289,547.11	5,736,401.41
State Bank of India	11,565,608.76	6,046,668.31
Standard Urban Co Op Bank	3,331,337.62	1,179,488.44
The Saraswat Co op Bank	14,965,944.75	14,243,309.10
Abhyudaya Bank	820,458.12	583,141.42
Axis Bank	668,132.62	1,612,567.59
City Bank	1,581,541.59	303,743.82
Bank Of India	369,350.00	369,350.00
Bank of Maharashtra	172,107.50	216,147.80
B M C Bank	8,091.00	8,091.00
IDBI Bank	26,303,553.51	27,190,902.78
ICICI Bank	202,097.09	199,332.09
DCB Bank	2,995,821.45	3,610,956.42
HDFC Bank	5,330,904.00	4,365,965.06
State Bank of Hyderabad	828,405.00	828,405.00
Bank of Baroda	4,587.00	4,587.00
Central Bank of India	23,485.90	23,485.90
<b>-In term Deposit Accounts</b>		
FDRs	474,809,748.00	286,496,835.00
<b>b) With Non-Schedules Banks:</b>		
- In Current Accounts	-	-
- In Term Deposit Accounts	-	-
- In Savings Accounts	-	-
<b>5. Post Office-Savings Accounts</b>	-	-
<b>TOTAL</b>	<b>552,522,057.72</b>	<b>357,223,394.94</b>
<b>ROUND OFF TOTAL (Rs.)</b>	<b>552,522,058.00</b>	<b>357,223,395.00</b>

**SCHEDULE-8 LOANS, ADVANCES & DEPOSITS**

PARTICULARS	CURRENT YEAR	PREVIOUS YEAR
<b>1. Advances to Employees: (Non-Interest Bearing)</b>		
a) Salary	3,563,666.00	2,683,531.00
b) Festival	-	-
c) LTC	-	-
d) Medical Advance	-	-
e) Other (P F)	-	-
<b>2. Long Term Advances to Employees:(Interest Bearing)</b>		
a) Vehicle Loan	-	-
b) Home Loan	-	-
c) Other (to be Specified)	-	-



<b>3. Advances and Other Amounts Recoverable In Cash or in Kind or for Value to be Received:</b>		
<b>a) On Capital Account</b>		
<b>b) To Suppliers</b>		
Advance to Suppliers/ Contractor	69,127,541.03	54,410,523.39
Advance Against Expenses	3,531,201.65	7,080,759.36
<b>c) Other Institutions and Agencies</b>		
<b>4. Prepaid Expenses</b>		
a) Insurance	-	-
b) Other Expenses (Rent for Flat & Other)	1,889,555.00	5,119,414.75
<b>5. Deposits</b>		
a) Telephone	177,773.00	178,273.00
b) Rent	10,250,500.00	10,280,388.18
c) Electricity (MSEB)	10,451,876.00	10,186,046.00
d) AICTE	1,500,000.00	1,500,000.00
e) MCI	400,000.00	400,000.00
f) Hostel Deposit	500,000.00	500,000.00
g) Gas Cylinder Deposit	116,400.00	116,400.00
h) Others		
- Security Deposit With Mumbai Waste Mgmt	523,775.00	-
- Deposit -BOC India Ltd.	10,000.00	10,000.00
- Security Deposit (AMC)	10,000.00	-
- PF Deposit	47,710.00	47,710.00
- Sec Deposit With Dist. Forum	25,000.00	25,000.00
- Security Deposit ( Electronica Leasing)	169,888.18	-
- Security Deposit ( Z P Handed )	90,300.00	100,300.00
- Deposit Paid to Companies	61,936.00	61,936.00
- Security Deposit ( Tata Finance)	147,000.00	147,000.00
<b>6. Income Accrued:</b>		
<b>a) On Investment from Earmarked/Endowment Funds</b>		
<b>b) On Investments-Others</b>		
Accrued Interest on FDR	44,239,191.00	25,204,199.03
<b>c) On Loans and Advances</b>		
<b>7. Other Receivable</b>		
<b>a) Debit Balance in Sponsored Projects</b>	400,000.00	-
<b>b) Debit Balance in Fellowship &amp; Scholarship</b>	-	-
<b>c) Grants Recoverable</b>	-	-
<b>d) Others Receivables</b>		
Fees Receivable Students/ Patients/ Companies	121,110,946.94	112,275,814.50
Exam Expenses Receivable	3,212,440.00	619,213.00
RGAY Fees Receivable	25,947,586.00	1,179,600.00
Department of Prosthetic & Orthotic	1,635,618.00	998,801.00
TDS Receivable	3,824,405.00	2,981,412.00
Income Tax Refund Receivable	5,720,390.00	3,393,475.00
HDFC Credit Card	317,719.00	545,200.00
Others	1,415,345.42	947,759.00
<b>8. Claims Receivable</b>		
<b>TOTAL</b>	<b>310,417,763.22</b>	<b>240,992,757.21</b>
<b>ROUND OFF TOTAL (Rs.)</b>	<b>310,417,763.00</b>	<b>240,992,757.00</b>



**SCHEDULE-9 ACADEMIC RECEIPTS**

PARTICULARS	CURRENT YEAR	PREVIOUS YEAR
<b>FEES FROM STUDENTS</b>		
Academic & Examinations Fees	1,72,26,49,904.51	1,47,65,91,885.46
<b>TOTAL (A)</b>	<b>1,72,26,49,904.51</b>	<b>1,47,65,91,885.46</b>
<b>FEES FROM PATIENTS</b>		
Medical / Clinical Fees	71,14,21,030.47	69,03,90,079.57
<b>TOTAL (B)</b>	<b>71,14,21,030.47</b>	<b>69,03,90,079.57</b>
<b>GRAND TOTAL (A+B)</b>	<b>2,43,40,70,935.00</b>	<b>2,16,69,81,965.00</b>

**SCHEDULE-10 GRANTS & DONATIONS (Irrevocable Grants & Subsidies Received)**

— Not Applicable —

**SCHEDULE-11 OTHER INCOME**

PARTICULARS	CURRENT YEAR	PREVIOUS YEAR
<b>A. Income from Land &amp; Building</b>		
1. Hostel Room Rent	-	-
2. Licence Fees	-	-
3. Hire Charges of Auditorium/Play Ground/Convention Centre, etc.	-	-
4. Electricity & Water Charges	-	-
5. Building Rent From Others	19,58,900.00	19,33,000.00
6. Rent From Doctors	-	-
<b>Total</b>	<b>19,58,900.00</b>	<b>19,33,000.00</b>
<b>B. Sale of Institute's Publications</b>	-	-
<b>C. Income from Holding Events</b>		
1. Gross Receipts from Annual Function/Sports Carnival	-	-
Less: Direct Expenditure Incurred on the Annual Function/Sports Carnival	-	-
2. Gross Receipts from Fetes	-	-
Less: Direct Expenditure Incurred on the Fetes	-	-
3. Gross Receipts for Educational Tours	-	-
Less: Direct Expenditure Incurred on the Tours	-	-
4. Others (to be Specified and Separately Disclosed)	-	-
<b>Total</b>	-	-
<b>D. Interest on Term Deposits:</b>		
a) With Scheduled Banks	5,76,10,116.00	3,94,31,013.65
b) With Non-Scheduled Banks	-	-
c) Others	-	-
<b>Total</b>	<b>5,76,10,116.00</b>	<b>3,94,31,013.65</b>
<b>E. Interest on Savings Accounts:</b>		
a) With Scheduled Banks	29,68,846.75	39,45,953.00
b) With Non-Scheduled Banks	-	-
c) With Institutions	-	-
d) Others	-	-
<b>Total</b>	<b>29,68,846.75</b>	<b>39,45,953.00</b>
<b>F. Interest on Loans:</b>		
a) Employees/Staff	-	-
b) Others	-	-
<b>Total</b>	-	-
<b>G. Interest on Debtors and Other Receivable</b>	-	-
<b>H. Others</b>		
1. Income from Consultancy	-	-
2. HRA Received	-	-
3. Income from Royalty	-	-
4. Conference/Seminar/Workshop Fees	-	-
5. Membership Fees from Constituent Colleges	25,00,000.00	25,00,000.00
6. Misc. Receipts	42,71,232.54	28,51,975.64
7. Profit on Sale/Disposal of Assets:		
a) Owned Assets	-	-
b) Assets Acquired Out of Grants, or Received Free of Cost	-	-
8. Written Back Of Credit Balances	-	38,22,309.00
9. Increase in Inventory	10,81,905.97	-
<b>Total</b>	<b>78,53,138.51</b>	<b>91,74,284.64</b>
<b>GRAND TOTAL (A+B+C+D+E+F+G+H)</b>	<b>7,03,91,001.00</b>	<b>5,44,84,251.00</b>



**SCHEDULE- 12 STAFF PAYMENTS & BENEFITS**

PARTICULARS	CURRENT YEAR	PREVIOUS YEAR
Employers Contribution to Provident Fund	25,151,148.00	17,517,249.00
Gratuity Expenses	9,372,081.00	3,658,451.00
Overtime, Allowances and Bonus	2,244,733.00	1,384,533.00
Incentives	756,700.00	686,500.00
Honorarium/Remuneration Expenses	5,276,704.00	3,701,236.00
Salaries and Wages	631,730,779.00	578,596,850.00
Students Stipends	185,321,077.00	103,286,541.00
Staff Quarter Rent Expenses	3,638,392.00	4,578,672.00
Staff Welfare Expenses	2,386,068.00	3,563,158.00
<b>TOTAL</b>	<b>865,877,682.00</b>	<b>716,973,190.00</b>
Expenditures related to Research and Development	173,175,536.32	143,394,638.50
<b>TOTAL</b>	<b>692,702,146.00</b>	<b>573,578,552.00</b>

**SCHEDULE-13 ACADEMIC EXPENSES**

PARTICULARS	CURRENT YEAR	PREVIOUS YEAR
Admission Expenses	312,977.00	125,599.00
Affiliation Fees	395,000.00	1,324,800.00
Annual Social Gathering	366,793.00	150,024.00
Building Rent	8,911,574.00	8,911,574.00
Clinical Expenses	100,734.00	149,346.00
Convocation Expenses	1,567,989.00	721,000.00
Examination Expenses	13,997,803.00	11,667,655.00
Functions & Programmes Expenses	853,276.00	1,199,804.00
Inspection / Accreditation (NAAC) Fees	2,604,343.00	2,045,177.00
Journals & Periodicals	5,361,160.00	1,022,570.00
Membership Fees	2,607,100.00	3,057,541.00
Proposal Fees Expenses	500,000.00	520,000.00
Seminar/Workshop/ Conference	2,527,679.00	2,298,959.37
Scholarship/Freeship	25,624,050.00	24,100,115.00
Students Welfare Expenses	454,039.00	124,144.00
UG & PG Course Fees & Expenses	4,675,000.00	3,487,500.00
<b>TOTAL</b>	<b>70,859,517.00</b>	<b>60,905,808.37</b>
Expenditures related to Research and Development	14,171,903.40	12,181,161.67
<b>TOTAL</b>	<b>56,687,614.00</b>	<b>48,724,647.00</b>

**SCHEDULE-14 ADMINISTRATIVE AND GENERAL EXPENSES**

PARTICULARS	CURRENT YEAR	PREVIOUS YEAR
Advertisement and Publicity	2,948,046.00	2,698,221.00
Charity Expenses	203,025,882.50	232,844,878.00
CIDCO Service Charges	48,080.00	62,470.00
Dialysis Expenses	3,403,518.00	3,201,040.00
Diet Charges	9,159,868.00	7,035,437.00
Electricity and Power	37,297,250.00	53,176,118.00
Hostel Rent	355,740.00	2,130,030.00
Guest House Expenses	1,666.00	1,026.00
Garden Expenses	1,011,753.00	400,940.00
Insurance Charges	699,138.00	551,949.51
LBT Expenses	73,144.00	1,207,657.00
Oxygen Cylinder Expenses	8,478,591.00	8,044,744.00
Legal & Professional Charges	5,685,028.00	3,682,288.00
Library Reading Room Expense	97,650.00	-
Linen Expenses	2,406,632.00	1,550,389.00
Medicine Expenses	159,857,661.50	129,801,436.50
Meeting Expenses	898,986.00	864,717.00
Camp Expenses	697,194.00	3,303,299.00
Office & Misc Expenses	2,629,466.50	2,413,676.00
Photocopy Expenses	519,408.00	417,635.00
Property Tax	2,572,919.00	10,465,125.00
Printing & Stationary	13,251,136.00	13,295,771.00
Registration, Licence & Renewal Expenses	422,123.00	157,672.00





Remuneration to Auditors	1,781,820.00	1,621,355.00
Consultancy charges of Visiting Faculty	29,510,421.00	30,293,603.00
Security Guard Expenses	19,841,678.00	14,706,820.00
Sports & Playground Expenses	50,712.00	131,914.00
Surgical Expenses	14,767,447.00	11,588,317.00
Stores & Consumable Expenses	2,427,682.00	1,443,165.00
Postage, Telephone and Internet Charges	3,173,398.55	3,445,784.00
Travelling and Conveyance Expenses	4,721,462.50	5,474,425.22
Washing & Cleaning Expenses	89,138,477.00	74,122,474.00
Ward Expenses	4,708,040.00	3,809,802.00
Water Charges	4,739,478.00	13,935,116.00
Laboratory & Department Expenses	56,032,245.00	52,555,345.00
Decrease in Inventory	-	514,194.49
<b>TOTAL</b>	<b>686,433,741.55</b>	<b>690,950,833.72</b>
Expenditures related to Research and Development	137,286,748.31	138,190,166.74
<b>TOTAL</b>	<b>549,146,993.00</b>	<b>552,760,667.00</b>

#### SCHEDULE-15 TRANSPORTATION EXPENSES

PARTICULARS	CURRENT YEAR	PREVIOUS YEAR
1. Vehicles (Owned by Educational Institution)		
a) Running Expenses (Petrol/ Diesel /Toll Tax)	2,434,669.00	2,396,968.00
b) Repairs & Maintenance	1,104,509.00	185,324.00
c) Vehicle Taxes, Insurance & Expenses	4,565,604.91	3,298,960.00
2. Vehicles Taken on Rent/ Lease		
a) Rent/Lease Expenses	51,500.00	264,485.00
<b>TOTAL</b>	<b>8,156,282.91</b>	<b>6,145,737.00</b>
Expenditures related to Research and Development	1,631,256.58	1,229,147.40
<b>TOTAL</b>	<b>6,525,026.00</b>	<b>4,914,590.00</b>

#### SCHEDULE-16 REPAIRS & MAINTENANCE

PARTICULARS	CURRENT YEAR	PREVIOUS YEAR
Building & Infrastructure	19,468,844.00	23,635,442.00
Campus	3,186,090.00	-
Computers & Software	2,815,226.00	2,196,261.00
Electricals	4,418,255.00	4,891,115.00
Equipment & Instruments	16,368,752.00	16,452,625.48
Furniture & Fixture	3,612,400.00	3,503,329.00
Others	1,185,976.00	797,696.00
<b>TOTAL</b>	<b>51,055,543.00</b>	<b>51,474,468.48</b>
Expenditures related to Research and Development	10,211,108.60	10,295,293.70
<b>TOTAL</b>	<b>40,844,434.00</b>	<b>41,181,175.00</b>

#### SCHEDULE-17 FINANCE COSTS

PARTICULARS	CURRENT YEAR	PREVIOUS YEAR
a) Interest on Fixed Loans	31,973,643.46	30,366,389.70
b) Bank Charges	763,618.40	576,230.72
<b>TOTAL</b>	<b>32,737,261.86</b>	<b>30,942,620.42</b>
Expenditures related to Research and Development	6,547,452.37	6,188,524.08
<b>TOTAL</b>	<b>26,189,809.00</b>	<b>24,754,096.00</b>

PLACE : AURANGABAD  
DATE : 17/09/2016

BHIMA PATIL  
ACCOUNTANT

(DR. Z G BADADE)  
REGISTRAR

(DR. S N KADAM)  
VICE CHANCELLOR

FOR ASHOK PATIL & ASSOCIATES,  
CHARTERED ACCOUNTANTS,  
FIRM REG. NO. 122045W



(SAURABH P AGRAWAL)  
PARTNER  
M. NO. 131312

# **MGM INSTITUTE OF HEALTH SCIENCES**

( A Deemed University Established under Section 3 of UGC Act, 1956 )

KAMOTHE, NAVI MUMBAI.

CONSOLIDATED STATEMENTS OF ACCOUNT

OF

MGM INSTITUTE OF HEALTH SCIENCES , NAVI MUMBAI.

AND

MGM'S MEDICAL COLLEGE & HOSPITALS, NAVI MUMBAI.

AND

MGM'S MEDICAL COLLEGE & HOSPITALS, AURANGABAD.

FOR

FINANCIAL YEAR : 2016-17

**MGM INSTITUTE OF HEALTH SCIENCES,**  
( A Deemed University Established under Section 3 of UGC Act, 1956 )  
**MGM CAMPUS, KAMOTHE, NAVI MUMBAI.**

**BALANCE SHEET AS AT 31<sup>ST</sup> MARCH, 2017**

(Amount in Rs.)

SOURCES OF FUNDS	Sch.	Current Year	Previous Year
<b>UNRESTRICTED FUNDS</b>			
Corpus	1	18,51,00,000.00	15,01,00,000.00
General Fund	2	(27,41,42,333.00)	(38,05,84,685.00)
Designated/Earmarked Funds	3	2,66,39,99,880.00	1,95,85,58,118.00
<b>RESTRICTED FUNDS</b>		-	-
<b>LOANS/BORROWINGS</b>			
Secured	4A	10,93,87,239.00	16,22,78,099.00
Unsecured	4B	-	-
	5	1,02,37,65,705.00	1,33,28,67,489.00
<b>TOTAL (Rs.)</b>		<b>3,70,81,10,491.00</b>	<b>3,22,32,19,021.00</b>
<b>APPLICATION OF FUNDS</b>			
<b>FIXED ASSETS</b>	6		
Tangible Assets		91,37,15,127.00	93,03,52,630.00
Intangible Assets		-	-
Capital Work-In-Progress		1,58,35,81,873.00	1,42,99,26,570.00
<b>INVESTMENTS</b>			
Long Term		-	-
Short Term		-	-
<b>CURRENT ASSETS</b>	7	84,31,64,084.00	55,25,22,058.00
<b>LOANS, ADVANCES &amp; DEPOSITS</b>	8	36,76,49,407.00	31,04,17,763.00
<b>TOTAL (Rs.)</b>		<b>3,70,81,10,491.00</b>	<b>3,22,32,19,021.00</b>

This is the Consolidated Balance sheet prepared from audited standalone Balance sheet of MGM Institute of Health Sciences, Navi Mumbai, MGM's Medical College and Hospitals, Kamothe, Navi Mumbai and MGM's Medical College and Hospitals, Aurangabad.

PLACE : AURANGABAD  
DATE : 21/09/2017

(BHIMA PATIL)  
ACCOUNTANT

(DR. P G RAMESH)  
FINANCE OFFICE

(DR. S N KADAM)  
VICE CHANCELLOR



FOR ASHOK PATIL & ASSOCIATES,  
CHARTERED ACCOUNTANTS,  
FIRM REG. No. 122045W

(SAURABH P AGRAWAL)  
PARTNER  
M. NO. 131312

**MGM INSTITUTE OF HEALTH SCIENCES,**  
( A Deemed University Established under Section 3 of UGC Act, 1956 )  
**MGM CAMPUS, KAMOTHE, NAVI MUMBAI.**

**INCOME AND EXPENDITURE ACCOUNT FOR THE YEAR ENDED 31<sup>ST</sup> MARCH, 2017**

(Amount in Rs.)

Particulars	Sch.	Current Year				Previous Year	
		Unrestricted Funds			Restricted Fund	Total	
		Corpus	Designated Fund	General Fund			
<b>INCOME</b>							
Academic Receipts	9			2,76,55,01,257.00		2,76,55,01,257.00	2,43,40,70,935.00
Grants & Donations	10			-		-	-
Income from investments				-		-	-
Other Incomes	11			8,30,07,111.00		8,30,07,111.00	7,03,91,001.00
<b>TOTAL (A)</b>				<b>2,84,85,08,368.00</b>		<b>2,84,85,08,368.00</b>	<b>2,50,44,61,936.00</b>
<b>EXPENDITURE</b>							
Staff Payments & Benefits	12			76,88,06,573.00		76,88,06,573.00	69,27,02,146.00
Academic Expenses	13			5,88,50,128.00		5,88,50,128.00	5,66,87,614.00
Admin & General Expenses	14			59,72,77,190.00		59,72,77,190.00	54,91,46,993.00
Transportation Expenses	15			65,80,074.00		65,80,074.00	65,25,026.00
Repairs & Maintenance	16			4,71,58,854.00		4,71,58,854.00	4,08,44,434.00
Finance Costs	17			1,54,90,273.00		1,54,90,273.00	2,61,89,809.00
Research and Development				37,35,40,773.00		37,35,40,773.00	34,30,24,005.00
Depreciation	6			13,43,62,151.00		13,43,62,151.00	13,46,98,940.00
<b>TOTAL (B)</b>				<b>2,00,20,66,016.00</b>		<b>2,00,20,66,016.00</b>	<b>1,84,98,18,967.00</b>
<b>Balance Being Excess of Income over Expenditure (A-B)</b>				84,64,42,352.00		84,64,42,352.00	65,46,42,969.00
Transfer to/from Designated Fund							
- Building / Development Fund				70,50,00,000.00		70,50,00,000.00	58,50,00,000.00
- Corpus Fund				3,50,00,000.00		3,50,00,000.00	3,50,00,000.00
<b>Balance Being Surplus/ (Deficit) Carried to General Fund</b>				<b>10,64,42,352.00</b>		<b>10,64,42,352.00</b>	<b>3,46,42,969.00</b>

This is the Consolidated Income and Expenditure account prepared from standalone audited income and expenditure account of MGM Institute of Health Sciences, Navi Mumbai, MGM's Medical College and Hospitals, Kamothe, Navi Mumbai and MGM's Medical College and Hospitals, Aurangabad. Research expenditure incurred has been shown in respective heads in accounts, hence in order to consolidate it; the same is apportioned from these heads and shown under the head Research and Development.

PLACE : AURANGABAD

DATE : 21/09/2017


FOR ASHOK PATIL & ASSOCIATES,

CHARTERED ACCOUNTANTS,

FIRM REG. No. 122045W

  
(BHIMA PATIL)  
ACCOUNTANT

  
(DR. P G RAMESH)  
FINANCE OFFICE

  
(DR. S N KADAM)  
VICE CHANCELLOR



  
(SAURABH P AGRAWAL)  
PARTNER  
M. NO. 131312

SCHEDULES FORMING PART OF BALANCE SHEET AS AT 31ST MARCH, 2017

**SCHEDULE-1 CORPUS**

PARTICULARS	CURRENT YEAR	PREVIOUS YEAR
Balance As At The Beginning Of The Year	15,01,00,000.00	11,51,00,000.00
Add: Contributions Towards Corpus	3,50,00,000.00	3,50,00,000.00
Less: Asset Written Off During the Year Created Out of Corpus	-	-
<b>BALANCE AT THE YEAR-END</b>	<b>18,51,00,000.00</b>	<b>15,01,00,000.00</b>

**SCHEDULE-2 GENERAL FUND**

PARTICULARS	CURRENT YEAR	PREVIOUS YEAR
Balance As At The Beginning Of The Year	(38,05,84,685.00)	(41,52,27,654.00)
Add: Contributions Towards General Fund	-	-
Add: Balance of Net Income Transferred From the Income and Expenditure Account	10,64,42,352.00	3,46,42,969.00
<b>BALANCE AT THE YEAR-END</b>	<b>(27,41,42,333.00)</b>	<b>(38,05,84,685.00)</b>
<b>ROUND OFF (Rs.)</b>	<b>(27,41,42,333.00)</b>	<b>(38,05,84,685.00)</b>

**SCHEDULE-3 DESIGNATED/EARMARKED FUNDS**

PARTICULARS	CURRENT YEAR	PREVIOUS YEAR
<b>a) Opening Balance of the Funds</b>	1,95,85,58,118.34	1,37,59,77,003.34
<b>b) Additions to the Funds:</b>	-	-
i. Donation/Grants	-	-
ii. Income from Investments Made of the Funds	-	-
iii. Accrued Interest on Investments of the Funds	-	-
iv. Building / Development Fund	70,50,00,000.00	58,50,00,000.00
v. Other Additions (Students Aid Fund)	-	-
vi. Indigent Patients Fund (IPF) :	4,41,761.64	(24,18,885.00)
<b>Total</b>	<b>70,54,41,761.64</b>	<b>58,25,81,115.00</b>
<b>c) Utilisation/Expenditure Towards Objectives of Funds</b>		
i. Capital Expenditure		
- Fixed Assets	-	-
- Others	-	-
<b>Total</b>	-	-
ii. Revenue Expenditure		
- Salaries, Wages and Allowances etc.:	-	-
- Rent	-	-
- Other Administrative Expenses	-	-
<b>Total</b>	-	-
<b>Total (c)</b>	-	-
<b>NET BALANCE AS AT THE YEAR-END (a+b-c)</b>	<b>2,66,39,99,879.98</b>	<b>1,95,85,58,118.34</b>
<b>ROUND OFF (Rs.)</b>	<b>2,66,39,99,880.00</b>	<b>1,95,85,58,118.00</b>

**SCHEDULE-4 LOANS/BORROWINGS**

**4A - SECURED LOANS**

PARTICULARS	CURRENT YEAR	PREVIOUS YEAR
<b>1. Central Government</b>		
<b>2. State Government (Specify)</b>		
<b>3. Financial Institutions</b>		
a) Term Loans	-	-
b) Interest Accrued and Due	-	-
<b>4. Banks:</b>		
a) Term Loans	10,93,87,238.67	16,22,78,099.24
b) Other Loans (specify)	-	-
<b>5. Other institutions and Agencies</b>	-	-
<b>6. Debentures and Bonds</b>	-	-
<b>7. Others (Specify)</b>	-	-
<b>Total</b>	<b>10,93,87,238.67</b>	<b>16,22,78,099.24</b>
<b>ROUND OFF (Rs.)</b>	<b>10,93,87,239.00</b>	<b>16,22,78,099.00</b>



## 4B - UNSECURED LOANS

— Not Applicable —

## SCHEDULE-5 CURRENT LIABILITIES &amp; PROVISIONS

PARTICULARS	CURRENT YEAR	PREVIOUS YEAR
<b>A. CURRENT LIABILITIES</b>		
<b>1. Deposits from Staff</b>		
Staff Deposits	3,33,91,211.50	3,04,52,653.50
<b>2. Deposits from Students/ Contractors &amp; Others</b>		
Hostel Deposit	13,38,000.00	12,88,000.00
Laboratory Deposit	15,25,000.00	23,32,400.00
Library Deposit	5,12,185.00	4,16,185.00
Caution Money Deposit	3,93,47,625.00	3,78,62,625.00
Other Deposit	1,68,89,915.00	1,35,61,392.00
<b>3. Sundry Creditors</b>		
<b>a) For Goods &amp; Services</b>		
Creditors for Purchases	14,99,97,077.49	14,24,22,740.98
Creditors for Assets	4,76,58,156.22	4,38,75,794.22
Creditors for Expenses	7,17,06,696.50	11,43,85,512.00
<b>b) Others (Specify)</b>		
<b>4. Advances Received</b>		
Advance Fees from Students/ Patients	3,69,39,261.80	4,24,72,415.80
Advance Against Expenses	-	-
<b>5. Interest accrued But not Due on:</b>		
a) Secured Loans/Borrowings	-	-
b) Unsecured Loans/Borrowings	-	-
<b>6. Statutory Liabilities (GPF,TDS,WC TAX,CPF,GIS,NPS):</b>		
<b>a) Overdue</b>		
<b>b) Others</b>		
Professional Tax Payable	3,50,550.00	3,53,775.00
Provident Fund Payable	17,89,898.00	20,07,668.00
TDS/ WCT TDS Payable	15,24,518.00	28,67,281.00
<b>7. Other Current Liabilities</b>		
Payable to staff	4,35,41,615.00	4,56,91,265.00
Payable to students	1,69,15,736.00	3,18,10,536.00
Payable to Patients	3,46,424.00	5,30,560.00
Payable Others	55,31,41,633.25	81,14,55,561.20
<b>TOTAL (A)</b>	<b>1,01,69,15,502.76</b>	<b>1,32,37,86,364.70</b>
<b>B. PROVISIONS</b>		
1. For Taxation	-	-
2. Gratuity	68,50,202.00	90,81,124.00
3. Superannuation/Pension	-	-
4. Accumulated Leave Encashment	-	-
5. Expenses Payable	-	-
6. Trade Warranties/Claims	-	-
<b>TOTAL (B)</b>	<b>68,50,202.00</b>	<b>90,81,124.00</b>
<b>TOTAL (A+B)</b>	<b>1,02,37,65,704.76</b>	<b>1,33,28,67,488.70</b>
<b>ROUND OFF (Rs.)</b>	<b>1,02,37,65,705.00</b>	<b>1,33,28,67,489.00</b>



SCHEDULE-6 FIXED ASSETS

DESCRIPTION	GROSS BLOCK				DEPRECIATION				NET BLOCK		
	Cost/Valuation As At beginning of the Year	Additions During the Year	Deductions During the Year	Cost/Valuation at the Year End	Rate of Dep.	Up to 01/04/2016	For the Year	Deductions During the Year	Total up to the Year End	As at the Current Year End	As of the Previous Year End
I. Land:											
a) Freehold	85,27,472.67	-	-	85,27,472.67	0%	-	-	-	-	85,27,472.67	85,27,472.67
b) Leasehold	-	-	-	-	0%	-	-	-	-	-	-
II. Building:											
a) On Freehold Land	11,16,027.12	-	-	11,16,027.12	10%	10,52,078.12	6,395.00	-	10,58,473.12	57,554.00	63,949.00
b) On Leasehold Land	78,88,10,500.37	-	-	78,88,10,500.37	10%	37,61,45,048.58	4,06,41,834.00	-	41,67,86,882.58	37,20,23,617.79	41,26,65,451.79
c) Ownership Flats/ Premise	54,635.05	-	-	54,635.05	0%	50,277.05	-	-	50,277.05	4,358.00	4,358.00
d) Superstructures on Land not Belonging to Educational Institutions	-	-	-	-	-	-	-	-	-	-	-
III. Plants, Machinery & Equipments (Office / Lab Equipments)	79,42,90,545.93	9,26,74,291.00	5,00,000.00	88,64,64,836.93	15%	40,68,44,005.81	7,14,89,291.17	4,62,875.00	47,78,70,421.98	40,85,94,414.95	38,74,46,540.12
IV. Vehicles	1,66,45,056.04	4,46,714.00	-	1,70,91,770.04	15%	1,09,62,961.04	9,06,176.17	-	1,18,69,137.21	52,22,632.83	56,82,095.00
V. Furnitures/Fixtures/ Dead Stocks	14,28,86,970.49	87,93,912.00	-	15,16,80,882.49	10%	6,52,61,612.71	85,56,680.00	-	7,38,18,292.71	7,78,62,589.78	7,76,25,357.78
VI. Computer/Peripherals	3,63,85,535.00	42,05,784.00	-	4,05,91,319.00	60%	3,34,80,031.80	42,66,772.00	-	3,77,46,803.80	28,44,515.20	29,05,503.20
VII. Electric Installations	94,63,067.25	19,22,560.00	-	1,13,85,627.25	15%	55,58,686.25	8,74,041.00	-	64,32,727.25	49,52,900.00	39,04,381.00
VIII. Library books	4,09,31,958.50	26,44,246.00	-	4,35,76,204.50	60%	3,92,26,697.04	26,09,704.00	-	4,18,36,401.04	17,39,803.46	17,05,261.46
IX. Lab Infrastructure	44,04,010.00	-	-	44,04,010.00	10%	9,85,788.00	3,41,822.00	-	13,27,610.00	30,76,400.00	34,18,222.00
X. Air Conditioners	3,09,26,423.00	16,61,552.00	-	3,25,87,975.00	15%	1,48,68,152.00	26,57,973.00	-	1,75,26,125.00	1,50,61,850.00	1,60,58,271.00
XI. Solar Water Heater	22,61,107.00	-	-	22,61,107.00	0%	-	-	-	-	22,61,107.00	22,61,107.00
XII. Generator DG Set	1,28,14,129.00	-	-	1,28,14,129.00	15%	65,71,644.85	9,23,228.17	-	74,94,873.02	53,19,255.98	62,42,484.15
XIII. Sewage Treatment Plant	18,71,594.00	-	-	18,71,594.00	15%	14,66,469.00	60,769.00	-	15,27,238.00	3,44,356.00	4,05,125.00
IX. Central Gas System	44,13,931.00	54,12,713.00	-	98,26,644.00	15%	29,76,880.00	10,27,465.00	-	40,04,345.00	58,22,299.00	14,37,051.00
A. Total of CURRENT YEAR	1,89,58,02,962.00	11,77,61,772.00	5,00,000.00	2,01,30,64,734.00		96,54,50,332.00	13,43,62,151.00	4,62,875.00	1,09,93,49,608.00	91,37,15,127.00	93,03,52,630.00
XI. Capital Work-in-progress Transfer to Assets	1,42,99,26,569.98	15,36,55,302.80	-	1,58,35,81,872.78	-	-	-	-	-	1,58,35,81,872.78	1,42,99,26,569.98
B. NET WORK-IN-PROGRESS	1,42,99,26,569.98	15,36,55,302.80	-	1,58,35,81,872.78		-	-	-	-	1,58,35,81,873.00	1,42,99,26,570.00
TOTAL (A+B)	3,32,57,29,531.98	27,14,17,074.80	5,00,000.00	3,59,66,46,606.78		96,54,50,332.00	13,43,62,151.00	4,62,875.00	1,09,93,49,608.00	2,49,72,97,000.00	2,36,02,79,200.00



**SCHEDULE-7 CURRENT ASSETS**

PARTICULARS	CURRENT YEAR	PREVIOUS YEAR
<b>1. Stock:</b>		
a) Stores and Spares	60,17,207.02	51,56,656.70
b) Loose Tools	-	-
c) Publications	-	-
<b>2. Sundry Debtors:</b>		
a) Debts Outstanding for a Period Exceeding Six Months	-	-
b) Others	-	-
<b>3. Cash Balances in Hand (Including Cheques/Drafts and Imprest)</b>		
Cash in Hand	84,267.00	94,680.00
<b>4. Bank Balances</b> <b>(to be Further Classified as Pertaining to Earmarked Fund of Otherwise)</b>		
<b>a) With Scheduled Bank:</b>		
<b>-In Current / Savings Accounts</b>		
Punjab National Bank	83,41,469.10	32,89,547.11
State Bank of India	18,64,129.77	1,15,65,608.76
Standard Urban Co Op Bank	72,45,563.50	33,31,337.62
The Saraswat Co op Bank	1,95,73,641.14	1,49,65,944.75
Abhyudaya Bank	5,10,109.12	8,20,458.12
Axis Bank	8,34,726.49	6,68,132.62
Citi Bank	3,02,818.83	15,81,541.59
Bank Of India	3,69,350.00	3,76,667.00
Bank of Maharashtra	21,470.50	1,64,790.50
B M C Bank	8,091.00	8,091.00
IDBI Bank	7,43,61,980.31	2,63,03,553.51
ICICI Bank	2,10,326.09	2,02,097.09
DCB Bank	59,45,728.45	29,95,821.45
HDFC Bank	39,15,503.00	53,30,904.00
State Bank of Hyderabad	8,28,405.00	8,28,405.00
Bank of Baroda	-	4,587.00
Central Bank of India	-	23,485.90
<b>-In term Deposit Accounts</b>		
FDRs	71,27,29,297.80	47,48,09,748.00
<b>b) With Non-Schedules Banks:</b>		
- In Current Accounts	-	-
- In Term Deposit Accounts	-	-
- In Savings Accounts	-	-
<b>5. Post Office-Savings Accounts</b>		
	-	-
<b>TOTAL</b>	<b>84,31,64,084.12</b>	<b>55,25,22,057.72</b>
<b>ROUND OFF TOTAL (Rs.)</b>	<b>84,31,64,084.00</b>	<b>55,25,22,058.00</b>

**SCHEDULE-8 LOANS, ADVANCES & DEPOSITS**

PARTICULARS	CURRENT YEAR	PREVIOUS YEAR
<b>1. Advances to Employees: (Non-Interest Bearing)</b>		
a) Salary	47,38,309.00	35,63,667.00
b) Festival	-	-
c) LTC	-	-
d) Medical Advance	-	-
e) Other (P F)	-	-
<b>2. Long Term Advances to Employees:(Interest Bearing)</b>		
a) Vehicle Loan	-	-
b) Home Loan	-	-
c) Other (to be Specified)	-	-





<b>3. Advances and Other Amounts Recoverable in Cash or in Kind or for Value to be Received:</b>		
<b>a) On Capital Account</b>		
<b>b) To Suppliers</b>		
Advance to Suppliers/ Contractor	4,77,23,525.03	6,91,27,541.03
Advance Against Expenses	32,54,860.30	35,31,201.65
<b>c) Other Institutions and Agencies</b>		
<b>4. Prepaid Expenses</b>		
a) Insurance	-	-
b) Other Expenses (Rent for Flat & Other)	31,90,845.00	18,89,555.00
<b>5. Deposits</b>		
a) Telephone	2,02,773.00	1,77,773.00
b) Rent	1,02,26,500.00	1,02,50,500.00
c) Electricity (MSEB)	1,19,76,526.00	1,04,51,876.00
d) AICTE	4,00,000.00	15,00,000.00
e) MCI	5,00,000.00	4,00,000.00
f) Hostel Deposit	1,650.00	5,00,000.00
g) Gas/ Oxygen Cylinder Deposit	2,64,750.00	1,16,400.00
h) Others		
- Security Deposit With Mumbai Waste Mgmt	5,23,775.00	5,23,775.00
- Deposit -BOC India Ltd.	10,000.00	10,000.00
- Security Deposit (AMC)	10,000.00	10,000.00
- PF Deposit	47,710.00	47,710.00
- Sec Deposit With Dist. Forum	25,000.00	25,000.00
- Security Deposit ( Electronica Leasing)	1,69,888.18	1,69,888.18
- Security Deposit ( Z P Nanded )	90,300.00	90,300.00
- Deposit Paid to Companies	61,936.00	61,936.00
- Deposit with BPCL	29,162.00	-
- Security Deposit ( Tata Finance)	1,47,000.00	1,47,000.00
<b>6. Income Accrued:</b>		
<b>a) On Investment from Earmarked/Endowment Funds</b>		
<b>b) On Investments-Others</b>		
Accrued Interest on FDR	7,06,33,435.00	4,42,39,191.00
<b>c) On Loans and Advances</b>		
<b>7. Other Receivable</b>		
<b>a) Debit Balance in Sponsored Projects</b>	3,84,991.00	4,00,000.00
<b>b) Debit Balance in Fellowship &amp; Scholarship</b>	-	-
<b>c) Grants Recoverable</b>	-	-
<b>d) Others Receivables</b>		
Fees Receivable Students/ Patients/ Companies	15,55,18,249.58	12,11,10,946.94
Exam Expenses Receivable	19,49,984.00	32,12,440.00
RGAY Fees Receivable	3,11,71,815.00	2,59,47,586.00
Department of Prosthetic & Orthotic	24,01,840.00	16,35,618.00
TDS Receivable	40,71,188.00	38,24,405.00
Income Tax Refund Receivable	95,44,795.00	57,20,390.00
HDFC Credit Card	7,35,541.00	3,17,718.00
Unl. Exam Fees	70,46,890.00	-
Others	5,96,169.00	14,15,345.42
<b>8. Claims Receivable</b>		
<b>TOTAL</b>	<b>36,76,49,407.09</b>	<b>31,04,17,763.22</b>
<b>ROUND OFF TOTAL (Rs.)</b>	<b>36,76,49,407.00</b>	<b>31,04,17,763.00</b>



**SCHEDULE-9 ACADEMIC RECEIPTS**

PARTICULARS	CURRENT YEAR	PREVIOUS YEAR
<b>FEES FROM STUDENTS</b>		
Academic & Examinations Fees	1,99,98,85,413.38	1,72,26,49,904.51
<b>TOTAL (A)</b>	<b>1,99,98,85,413.38</b>	<b>1,72,26,49,904.51</b>
<b>FEES FROM PATIENTS</b>		
Medical / Clinical Fees	76,56,15,844.08	71,14,21,030.47
<b>TOTAL (B)</b>	<b>76,56,15,844.08</b>	<b>71,14,21,030.47</b>
<b>GRAND TOTAL (A+B)</b>	<b>2,76,55,01,257.00</b>	<b>2,43,40,70,935.00</b>

**SCHEDULE-10 GRANTS & DONATIONS (Irrevocable Grants & Subsidies Received)**

— Not Applicable —

**SCHEDULE-11 OTHER INCOME**

PARTICULARS	CURRENT YEAR	PREVIOUS YEAR
<b>A. Income from Land &amp; Building</b>		
1. Hostel Room Rent	-	-
2. Licence Fees	-	-
3. Hire Charges of Auditorium/Play Ground/Convention Centre, etc.	-	-
4. Electricity & Water Charges	-	-
5. Building Rent from Others	19,95,586.00	19,58,900.00
6. Rent from Doctors/ Staff	-	-
<b>Total</b>	<b>19,95,586.00</b>	<b>19,58,900.00</b>
<b>B. Sale of Institute's Publications</b>	-	-
<b>C. Income from Holding Events</b>		
1. Gross Receipts from Annual Function/Sports Carnival	-	-
Less: Direct Expenditure Incurred on the Annual Function/Sports Carnival	-	-
2. Gross Receipts from Fetes	-	-
Less: Direct Expenditure Incurred on on the Fetes	-	-
3. Gross Receipts for Educational Tours	-	-
Less: Direct Expenditure Incurred on the Tours	-	-
4. Others (to be Specified and Separately Disclosed)	-	-
<b>Total</b>	-	-
<b>D. Interest on Term Deposits:</b>		
a) With Scheduled Banks	7,14,70,474.91	5,76,10,116.00
b) With Non-Scheduled Banks	-	-
c) Others	-	-
<b>Total</b>	<b>7,14,70,474.91</b>	<b>5,76,10,116.00</b>
<b>E. Interest on Savings Accounts:</b>		
a) With Scheduled Banks	27,40,751.85	29,68,846.75
b) With Non-Scheduled Banks	-	-
c) With Institutions	-	-
d) Others	-	-
<b>Total</b>	<b>27,40,751.85</b>	<b>29,68,846.75</b>
<b>F. Interest on Loans:</b>		
a) Employees/Staff	-	-
b) Others	-	-
<b>Total</b>	-	-
<b>G. Interest on Debtors and Other Receivable</b>	-	-
<b>H. Others</b>		
1. Income from Consultancy	-	-
2. HRA Received	-	-
3. Income from Royalty	-	-
4. Conference/Seminar/Workshop Fees	-	-
5. Membership Fees from Constituent Colleges	25,00,000.00	25,00,000.00
6. Misc. Receipts	33,26,873.23	42,71,232.54
7. Profit on Sale/Disposal of Assets:		
a) Owned Assets	1,12,875.00	-
b) Assets Acquired Out of Grants, or Received Free of Cost	-	-
8. Written Back Of Credit Balances	-	-
9. Increase in Inventory	8,60,550.32	10,81,905.97
<b>Total</b>	<b>68,00,298.55</b>	<b>78,53,138.51</b>
<b>GRAND TOTAL (A+B+C+D+E+F+G+H)</b>	<b>8,30,07,111.00</b>	<b>7,03,91,001.00</b>



**SCHEDULE- 12 STAFF PAYMENTS & BENEFITS**

PARTICULARS	CURRENT YEAR	PREVIOUS YEAR
Employers Contribution to Provident Fund	2,86,45,176.00	2,51,51,148.00
Overtime, Allowances and Bonus	24,99,326.00	22,44,733.00
Incentives	13,97,025.00	7,56,700.00
Fellowship to PHD Students	94,859.00	64,516.00
Gratuity Expenses	1,70,64,343.00	93,72,081.00
Honorarium/Remuneration Expenses	39,04,794.00	52,76,704.00
Salaries and Wages	69,33,87,160.00	63,17,30,779.00
Students Stipends	20,75,46,281.00	18,52,56,561.00
Staff Quarter Rent Expenses	30,78,773.00	36,38,392.00
Staff Welfare Expenses	33,90,479.00	23,86,068.00
<b>TOTAL</b>	<b>96,10,08,216.00</b>	<b>86,58,77,682.00</b>
Expenditures related to Research and Development	19,22,01,643.20	17,31,75,536.40
<b>TOTAL</b>	<b>76,88,06,573.00</b>	<b>69,27,02,146.00</b>

**SCHEDULE-13 ACADEMIC EXPENSES**

PARTICULARS	CURRENT YEAR	PREVIOUS YEAR
Admission Expenses	1,34,482.00	3,12,977.00
Affiliation Fees	5,39,550.00	3,95,000.00
Annual Social Gathering	26,519.00	3,66,793.00
Building Rent	89,70,224.00	89,11,574.00
Clinical Expenses	2,00,706.00	1,00,734.00
Convocation Expenses	12,96,143.00	15,67,989.00
Examination Expenses	1,29,80,605.00	1,39,97,803.00
Functions & Programmes Expenses	21,87,426.00	8,53,276.00
Inspection / Accreditation (NAAC) Fees	10,45,220.00	26,04,343.00
Journals & Periodicals	16,42,948.00	53,61,160.00
Membership Fees	25,10,000.00	26,07,100.00
Proposal Fees Expenses	1,30,000.00	5,00,000.00
Seminar/Workshop/ Conference	18,25,054.00	25,27,679.00
Scholarship/Freeship	3,39,55,975.00	2,56,24,050.00
Students Welfare Expenses	4,67,808.00	4,54,039.00
UG & PG Course Fees & Expenses	56,50,000.00	46,75,000.00
<b>TOTAL</b>	<b>7,35,62,660.00</b>	<b>7,08,59,517.00</b>
Expenditures related to Research and Development	1,47,12,532.00	1,41,71,903.40
<b>TOTAL</b>	<b>5,88,50,128.00</b>	<b>5,66,87,614.00</b>

**SCHEDULE-14 ADMINISTRATIVE AND GENERAL EXPENSES**

PARTICULARS	CURRENT YEAR	PREVIOUS YEAR
Advertisement and Publicity	23,71,429.00	29,48,046.00
Charity Expenses	18,82,98,094.00	20,30,25,882.50
CIDCO Service Charges	89,614.00	48,080.00
Dialysis Expenses	39,61,317.00	34,03,518.00
Diel Charges	93,93,493.00	91,59,868.00
Electricity and Power	5,77,54,342.00	3,72,97,250.00
Hostel Rent	-	3,55,740.00
Guest House Expenses	12,682.00	1,666.00
Garden Expenses	10,96,635.00	10,11,753.00
Insurance Charges	9,29,985.00	6,99,138.00
LIT Expenses	-	73,144.00
Oxygen Cylinder Expenses	95,72,615.00	84,78,591.00
Legal & Professional Charges	43,04,674.00	56,85,028.00
Library Reading Room Expense	-	97,650.00
Linen Expenses	25,50,779.00	24,06,632.00
Medicine Expenses	18,12,89,143.50	15,98,57,661.50
Meeting Expenses	7,71,125.00	8,98,986.00
Camp Expenses	11,18,259.00	6,97,194.00
Office & Misc Expenses	23,61,135.00	26,29,466.50
Photocopy Expenses	6,33,974.00	5,19,408.00
Property Tax	25,01,484.00	25,72,919.00
Printing & Stationary	1,56,42,108.00	1,32,51,136.00
Registration, Licence & Renewal Expenses	8,65,126.00	4,22,123.00
Remuneration to Auditors	22,34,450.00	17,81,820.00
Shares to Visiting Doctors	3,06,35,070.00	2,95,10,481.00



Security Guard Expenses	1,88,07,381.00	1,98,41,678.00
Sports & Playground Expenses	83,545.00	50,712.00
Surgical Expenses	1,76,80,535.00	1,47,67,447.00
Stores & Consumable Expenses	5,09,334.00	24,27,682.00
Postage, Telephone and Internet Charges	38,41,769.00	31,73,398.55
Traveling and Conveyance Expenses	42,70,051.00	47,21,462.50
Washing & Cleaning Expenses	8,79,19,185.00	8,91,38,477.00
Ward Expenses	54,71,001.00	47,08,040.00
Water Charges	57,38,130.00	47,39,478.00
Laboratory & Department Expenses	8,38,88,023.08	5,60,32,244.00
<b>TOTAL</b>	<b>74,65,96,488.00</b>	<b>68,64,33,741.00</b>
Expenditures related to Research and Development	14,93,19,297.60	13,72,86,748.20
<b>TOTAL</b>	<b>59,72,77,190.00</b>	<b>54,91,46,993.00</b>

#### SCHEDULE-15 TRANSPORTATION EXPENSES

PARTICULARS	CURRENT YEAR	PREVIOUS YEAR
1. Vehicles (Owned by Educational Institution)		
a) Running Expenses (Petrol/ Diesel /Toll Tax)	47,09,512.35	24,34,669.00
b) Repairs & Maintenance	24,05,012.00	11,04,509.00
c) Vehicle Taxes, Insurance & Expenses	11,10,568.00	45,65,604.91
2. Vehicles Taken on Rent/ Lease		
a) Rent/Lease Expenses	-	51,500.00
<b>TOTAL</b>	<b>82,25,092.35</b>	<b>81,56,282.91</b>
Expenditures related to Research and Development	16,45,018.47	16,31,256.58
<b>TOTAL</b>	<b>65,80,074.00</b>	<b>65,25,026.00</b>

#### SCHEDULE-16 REPAIRS & MAINTENANCE

PARTICULARS	CURRENT YEAR	PREVIOUS YEAR
Building & Infrastructure	1,79,58,089.00	1,94,68,844.00
Campus	46,90,954.00	31,86,090.00
Computers & Software	36,22,854.00	28,15,226.00
Electricals	94,28,485.00	44,18,255.00
Equipment & Instruments	1,59,45,079.00	1,63,68,752.00
Furniture & Fixture	38,20,729.00	36,12,400.00
Others	34,82,378.00	11,85,976.00
<b>TOTAL</b>	<b>5,89,48,568.00</b>	<b>5,10,55,543.00</b>
Expenditures related to Research and Development	1,17,89,713.60	1,02,11,108.60
<b>TOTAL</b>	<b>4,71,58,854.00</b>	<b>4,08,44,434.00</b>

#### SCHEDULE-17 FINANCE COSTS

PARTICULARS	CURRENT YEAR	PREVIOUS YEAR
a) Interest on Fixed Loans	1,45,73,723.88	3,19,73,643.46
b) Bank Charges/ Financial Charges	47,89,117.02	7,63,618.40
<b>TOTAL</b>	<b>1,93,62,840.90</b>	<b>3,27,37,261.86</b>
Expenditures related to Research and Development	38,72,568.18	65,47,452.37
<b>TOTAL</b>	<b>1,54,90,273.00</b>	<b>2,61,89,809.00</b>

PLACE : AURANGABAD  
DATE : 21/09/2017

(BHIMA PATIL)  
ACCOUNTANT

(DR. P.G RAMESH)  
FINANCE OFFICE

(DR. S N KADAM)  
VICE CHANCELLOR



FOR ASHOK PATIL & ASSOCIATES,  
CHARTERED ACCOUNTANTS,  
FIRM REG. No. 122045W

(SAURABH P AGRAWAL)  
PARTNER  
M. NO. 131312

# **MGM INSTITUTE OF HEALTH SCIENCES**

( A Deemed University Established under Section 3 of UGC Act, 1956 )

KAMOTHE, NAVI MUMBAI.

CONSOLIDATED STATEMENTS OF ACCOUNT

OF

MGM INSTITUTE OF HEALTH SCIENCES , NAVI MUMBAI.

AND

MGM'S MEDICAL COLLEGE & HOSPITALS, NAVI MUMBAI.

AND

MGM'S MEDICAL COLLEGE & HOSPITALS, AURANGABAD.

FOR

FINANCIAL YEAR : 2017-2018

**MGM INSTITUTE OF HEALTH SCIENCES,**  
( A Deemed University Established under Section 3 of UGC Act, 1956 )  
**MGM CAMPUS, KAMOTHE, NAVI MUMBAI.**

**BALANCE SHEET AS AT 31<sup>ST</sup> MARCH, 2018**

(Amount in Rs.)

SOURCES OF FUNDS	Sch.	Current Year	Previous Year
<b>UNRESTRICTED FUNDS</b>			
Carpus	1	230,100,000.00	185,100,000.00
General Fund	2	2,674,147.00	(274,142,333.00)
Designated/Earmarked Funds	3	3,533,055,525.00	2,663,999,880.00
<b>RESTRICTED FUNDS</b>		-	-
<b>LOANS/BORROWINGS</b>			
Secured	4A	105,423,249.00	109,387,239.00
Unsecured	4B	-	-
<b>CURRENT LIABILITIES &amp; PROVISIONS</b>	5	838,682,876.00	1,023,765,705.00
<b>TOTAL (Rs.)</b>		<b>4,709,935,797.00</b>	<b>3,708,110,491.00</b>
<b>APPLICATION OF FUNDS</b>			
<b>FIXED ASSETS</b>	6		
Tangible Assets		961,211,668.00	913,715,127.00
Intangible Assets		-	-
Capital Work-In-Progress		1,778,865,129.00	1,583,581,873.00
<b>INVESTMENTS</b>			
Long Term		-	-
Short Term		-	-
<b>CURRENT ASSETS</b>	7	1,640,624,677.00	843,164,084.00
<b>LOANS, ADVANCES &amp; DEPOSITS</b>	8	329,234,323.00	367,649,407.00
<b>TOTAL (Rs.)</b>		<b>4,709,935,797.00</b>	<b>3,708,110,491.00</b>

This is the Consolidated Balance sheet prepared from audited standalone Balance sheet of MGM Institute of Health Sciences, Navi Mumbai, MGM's Medical College and Hospitals, Kamothe, Navi Mumbai and MGM's Medical College and Hospitals, Aurangabad.

PLACE : AURANGABAD

DATE : 29/09/2018

FOR ASHOK PATIL & ASSOCIATES,

CHARTERED ACCOUNTANTS,

FIRM REG. No. 122045W

(M. B. KURUND)  
ACCOUNTANT

(DR. P. G. RAMESH)  
FINANCE OFFICER

(DR. S. D. DALVI)  
VICE CHANCELLOR

(SAURABH AGRAWAL)  
PARTNER

M. No. 34423

Dr. Rajesh B. Goel  
Registrar

**MGM INSTITUTE OF HEALTH SCIENCES,**  
( A Deemed University Established under Section 3 of UGC Act, 1956 )  
**MGM CAMPUS, KAMOTHE, NAVI MUMBAI.**

**INCOME AND EXPENDITURE ACCOUNT FOR THE YEAR ENDED 31<sup>ST</sup> MARCH, 2018**

(Amount in Rs.)

Particulars	Sch.	Current Year				Previous Year	
		Unrestricted Funds			Restricted Fund	Total	
		Corpus	Designated Fund	General Fund			Total
<b>INCOME</b>							
Academic Receipts	9			3,302,922,350.00		3,302,922,350.00	2,765,501,257.00
Grants & Donations	10			-		-	-
Income from Investments				-		-	-
Other Incomes	11			108,934,475.00		108,934,475.00	83,007,111.00
<b>TOTAL (A)</b>		-	-	<b>3,411,856,825.00</b>		<b>3,411,856,825.00</b>	<b>2,848,508,368.00</b>
<b>EXPENDITURE</b>							
Staff Payments & Benefits	12			868,179,414.00		868,179,414.00	768,806,573.00
Academic Expenses	13			73,179,039.00		73,179,039.00	58,850,128.00
Admin & General Expenses	14			646,868,545.00		646,868,545.00	597,277,190.00
Transportation Expenses	15			7,461,788.00		7,461,788.00	6,580,074.00
Repairs & Maintenance	16			76,539,404.00		76,539,404.00	47,158,854.00
Finance Costs	17			10,622,349.00		10,622,349.00	15,490,273.00
Research and Development				420,712,634.00		420,712,634.00	373,540,773.00
Depreciation	6			141,477,172.00		141,477,172.00	134,362,151.00
<b>TOTAL (B)</b>		-	-	<b>2,245,040,345.00</b>		<b>2,245,040,345.00</b>	<b>2,002,066,016.00</b>
<b>Balance Being Excess of Income over Expenditure (A-B)</b>				1,166,816,480.00		1,166,816,480.00	846,442,352.00
Transfer to/from Designated Fund							
- Building / Development Fund				845,000,000.00		845,000,000.00	705,000,000.00
- Corpus Fund				45,000,000.00		45,000,000.00	35,000,000.00
<b>Balance Being Surplus/ (Deficit) Carried to General Fund</b>				<b>276,816,480.00</b>		<b>276,816,480.00</b>	<b>106,442,352.00</b>

This is the Consolidated Income and Expenditure account prepared from standalone audited income and expenditure account of MGM Institute of Health Sciences, Navi Mumbai; MGM's Medical College and Hospitals, Kamotthe, Navi Mumbai and MGM's Medical College and Hospitals, Aurangabad. Research expenditure incurred has been shown in respective heads in accounts, hence in order to consolidate it, the same is apportioned from these heads and shown under the head Research and Development.

PLACE : AURANGABAD

DATE : 29/09/2018

  
(M. B. KURUND)  
ACCOUNTANT

  
(DR. P. G. RAMESH)  
FINANCE OFFICER

  
(DR. S. D. DALVI)  
VICE CHANCELLOR

  
Dr. Rajesh B. Goel  
Registrar

FOR ASHOK PATIL & ASSOCIATES,

CHARTERED ACCOUNTANTS,

FIRM REG. No. 122045W



  
(SAURABH AGRAWAL)  
PARTNER

M. No. 34423

SCHEDULES FORMING PART OF BALANCE SHEET AS AT 31ST MARCH, 2018

**SCHEDULE-1 CORPUS**

PARTICULARS	CURRENT YEAR	PREVIOUS YEAR
Balance As At The Beginning Of The Year	185,100,000.00	150,100,000.00
Add: Contributions Towards Corpus	45,000,000.00	35,000,000.00
Less: Asset Written Off During the Year Created Out of Corpus	-	-
<b>BALANCE AT THE YEAR-END</b>	<b>230,100,000.00</b>	<b>185,100,000.00</b>

**SCHEDULE-2 GENERAL FUND**

PARTICULARS	CURRENT YEAR	PREVIOUS YEAR
Balance As At The Beginning Of The Year	(274,142,333.00)	(380,584,685.00)
Add: Contributions Towards General Fund	-	-
Add: Balance of Net Income Transferred From the Income and Expenditure Account	276,816,480.00	106,442,352.00
<b>BALANCE AT THE YEAR-END</b>	<b>2,674,147.00</b>	<b>(274,142,333.00)</b>
<b>ROUND OFF (Rs.)</b>	<b>2,674,147.00</b>	<b>(274,142,333.00)</b>

**SCHEDULE-3 DESIGNATED/EARMARKED FUNDS**

PARTICULARS	CURRENT YEAR	PREVIOUS YEAR
a) Opening Balance of the Funds	2,663,999,879.98	1,958,558,118.34
b) Additions to the Funds:		
i. Donation/Grants	-	-
ii. Income from Investments Made of the Funds	-	-
iii. Accrued Interest on Investments of the Funds	-	-
iv. Building / Development Fund	845,000,000.00	705,000,000.00
v. Other Additions (Students Aid Fund)	6,551,744.00	-
vi. Indigent Patients Fund (IPF) :	17,503,900.46	441,761.64
<b>Total</b>	<b>869,055,644.46</b>	<b>705,441,761.64</b>
c) Utilisation/Expenditure Towards Objectives of Funds		
i. Capital Expenditure		
- Fixed Assets	-	-
- Others	-	-
<b>Total</b>	<b>-</b>	<b>-</b>
ii. Revenue Expenditure		
- Salaries, Wages and Allowances etc.	-	-
- Rent	-	-
- Other Administrative Expenses	-	-
<b>Total</b>	<b>-</b>	<b>-</b>
<b>Total (c)</b>	<b>-</b>	<b>-</b>
<b>NET BALANCE AS AT THE YEAR-END (a+b-c)</b>	<b>3,533,055,524.44</b>	<b>2,663,999,879.98</b>
<b>ROUND OFF TOTAL (Rs.)</b>	<b>3,533,055,525.00</b>	<b>2,663,999,880.00</b>

**SCHEDULE-4 LOANS/BORROWINGS**

**4A - SECURED LOANS**

PARTICULARS	CURRENT YEAR	PREVIOUS YEAR
1. Central Government		
2. State Government (Specify)		
3. Financial Institutions		
a) Term Loans	-	-
b) Interest Accrued and Due	-	-
4. Banks:		
a) Term Loans	105,423,248.31	109,387,238.67
b) Other Loans (specify)	-	-
5. Other Institutions and Agencies	-	-
6. Debentures and Bonds	-	-
7. Others (Specify)	-	-
<b>Total</b>	<b>105,423,248.31</b>	<b>109,387,238.67</b>
<b>ROUND OFF TOTAL (Rs.)</b>	<b>105,423,249.00</b>	<b>109,387,239.00</b>





## 4B - UNSECURED LOANS

— Not Applicable —

## SCHEDULE-5 CURRENT LIABILITIES &amp; PROVISIONS

PARTICULARS	CURRENT YEAR	PREVIOUS YEAR
<b>A. CURRENT LIABILITIES</b>		
<b>1. Deposits from Staff</b>		
Staff Deposits	36,643,018.50	33,391,211.50
<b>2. Deposits from Students/ Contractors &amp; Others</b>		
Hostel Deposit	1,518,000.00	1,338,000.00
Laboratory Deposit	1,833,000.00	1,525,000.00
Library Deposit	520,185.00	512,185.00
Caution Money Deposit	63,464,000.00	39,347,625.00
Other Deposit	20,721,174.00	16,889,915.00
<b>3. Sundry Creditors</b>		
<b>a) For Goods &amp; Services</b>		
Creditors for Purchases	190,547,761.33	149,997,077.49
Creditors for Assets	43,332,734.22	47,658,156.22
Creditors for Expenses	121,294,447.52	71,706,696.50
<b>b) Others (Specify)</b>		
<b>4. Advances Received</b>		
Advance Fees from Students/ Patients	43,868,894.35	36,939,261.80
Advance Against Expenses	-	-
<b>5. Interest accrued But not Due on:</b>		
a) Secured Loans/Borrowings	-	-
b) Unsecured Loans/Borrowings	-	-
<b>6. Statutory Liabilities (GPF, TDS, WC TAX, CPF, GIS, NPS):</b>		
<b>a) Overdue</b>		
<b>b) Others</b>		
Professional Tax Payable	419,750.00	350,550.00
Provident Fund Payable	2,861,753.00	1,789,898.00
TDS/ WCT TDS Payable	794,295.02	1,524,518.00
<b>7. Other Current Liabilities</b>		
Payable to staff	47,464,463.00	43,541,615.00
Payable to students	9,963,625.00	16,915,736.00
Payable to Patients	166,530.00	346,424.00
Payable Others	246,702,731.82	553,141,633.25
<b>TOTAL (A)</b>	<b>832,116,362.76</b>	<b>1,016,915,502.76</b>
<b>B. PROVISIONS</b>		
1. For Taxation	-	-
2. Gratuity	6,566,513.00	6,850,202.00
3. Superannuation/Pension	-	-
4. Accumulated Leave Encashment	-	-
5. Expenses Payable	-	-
6. Trade Warranties/Claims	-	-
<b>TOTAL (B)</b>	<b>6,566,513.00</b>	<b>6,850,202.00</b>
<b>TOTAL (A+B)</b>	<b>838,682,875.76</b>	<b>1,023,765,704.76</b>
<b>ROUND OFF TOTAL (Rs.)</b>	<b>838,682,876.00</b>	<b>1,023,765,705.00</b>



**SCHEDULE-6 FIXED ASSETS**

DESCRIPTION	GROSS BLOCK				DEPRECIATION				NET BLOCK		
	Cost/Valuation As At Beginning of the Year	Additions During the Year	Deductions During the Year	Cost/Valuation at the Year End	Rate of Dep.	Up to 01/04/2017	For the Year	On Deductions During the Year	Total up to the Year End	As at the Current Year End	As at the Previous Year End
<b>I. Land:</b>											
a) Freehold	-	39,983,800.00	-	39,983,800.00	0%	-	-	-	-	39,983,800.00	-
b) Leasehold	8,527,472.67	-	-	8,527,472.67	0%	-	-	-	-	8,527,472.67	8,527,472.67
<b>II. Building:</b>											
a) On Freehold Land	1,116,027.12	-	-	1,116,027.12	10%	1,058,473.12	5,755.00	-	1,064,228.12	51,799.00	57,554.00
b) On Leasehold Land	788,810,500.37	33,464,450.00	-	822,274,950.37	10%	416,786,882.58	39,924,096.00	-	456,710,978.58	365,563,971.79	372,023,617.79
c) Ownership Flats/ Premise	54,635.05	-	-	54,635.05	0%	50,277.05	-	-	50,277.05	4,358.00	4,358.00
d) Superstructures on Land not Belonging to Educational institutions	-	-	-	-	-	-	-	-	-	-	-
<b>III. Plants, Machinery &amp; Equipments (Office / Lab Equipments )</b>											
	886,464,836.93	82,590,676.24	-	969,055,513.17	15%	477,870,421.96	73,152,622.17	-	551,023,044.13	418,032,469.02	408,694,414.95
<b>IV. Vehicles</b>	17,091,770.04	1,281,191.00	60,000.00	18,292,961.04	15%	11,869,137.21	939,429.17	-	12,828,566.38	5,508,044.66	5,222,632.83
<b>V. Furniture/Fixtures/ Dead Stocks</b>	151,480,882.49	8,733,869.00	-	160,414,751.49	10%	73,818,292.71	8,574,399.00	-	82,392,691.71	78,022,059.78	77,862,589.78
<b>VI. Computer/Peripherals</b>	40,591,319.00	14,869,114.00	-	55,480,433.00	60%	37,746,803.80	10,640,178.00	-	48,386,981.80	7,093,451.20	2,844,515.20
<b>VII. Electric Installations</b>	11,385,627.25	9,960.00	-	11,395,587.25	15%	6,432,727.25	744,429.00	-	7,177,156.25	4,218,431.00	4,952,900.00
<b>VIII. Library books</b>	43,576,204.50	2,104,826.92	-	45,681,031.42	60%	41,836,401.04	2,306,778.00	-	44,143,179.04	1,537,852.38	1,739,803.46
<b>IX. Lab Infrastructure</b>	4,404,010.00	-	-	4,404,010.00	10%	1,327,610.00	307,640.00	-	1,435,250.00	2,768,760.00	3,076,400.00
<b>X. Air Conditioners</b>	32,587,975.00	5,952,176.00	-	38,540,151.00	15%	17,526,125.00	3,152,104.00	-	20,678,229.00	17,861,922.00	15,061,850.00
<b>XI. Solar Water Heater</b>	2,261,107.00	-	-	2,261,107.00	0%	-	-	-	-	2,261,107.00	2,261,107.00
<b>XII. Generator DG Set</b>	12,814,129.00	-	-	12,814,129.00	15%	7,494,673.02	784,743.17	-	8,279,416.19	4,534,512.81	5,319,255.98
<b>XIII. Sewage Treatment Plant</b>	1,871,594.00	-	-	1,871,594.00	15%	1,527,238.00	51,653.00	-	1,578,891.00	292,703.00	344,356.00
<b>IX. Central Gas System</b>	9,826,644.00	-	-	9,826,644.00	15%	4,004,345.00	873,345.00	-	4,877,690.00	4,948,954.00	5,822,299.00
<b>A. Total of CURRENT YEAR</b>	<b>2,013,044,734.00</b>	<b>186,990,063.00</b>	<b>60,000.00</b>	<b>2,201,994,798.00</b>		<b>1,099,349,608.00</b>	<b>141,477,172.00</b>		<b>1,240,826,779.00</b>	<b>961,211,668.00</b>	<b>913,715,127.00</b>
<b>XI. Capital Work-in -progress</b>											
Transfer to Assets	1,583,581,872.78	195,283,256.00	-	1,778,865,128.78	-	-	-	-	-	1,778,865,128.78	1,583,581,872.78
<b>B. NET WORK-IN-PROGRESS</b>	<b>1,583,581,872.78</b>	<b>195,283,256.00</b>	<b>-</b>	<b>1,778,865,128.78</b>		<b>-</b>	<b>-</b>		<b>-</b>	<b>1,778,865,128.78</b>	<b>1,583,581,872.78</b>
<b>TOTAL (A+B)</b>	<b>3,596,646,606.78</b>	<b>384,273,319.00</b>	<b>60,000.00</b>	<b>3,980,859,926.78</b>		<b>1,099,349,608.00</b>	<b>141,477,172.00</b>		<b>1,240,826,779.00</b>	<b>2,740,076,796.78</b>	<b>2,497,296,999.78</b>



**SCHEDULE-7 CURRENT ASSETS**

PARTICULARS	CURRENT YEAR	PREVIOUS YEAR
<b>1. Stock:</b>		
a) Stores and Spares	5,090,841.53	6,017,207.02
b) Loose Tools	-	-
c) Publications	-	-
<b>2. Sundry Debtors:</b>		
a) Debts Outstanding for a Period Exceeding Six Months	-	-
b) Others	-	-
<b>3. Cash Balances in Hand (Including Cheques/Drafts and Imprest)</b>		
Cash in Hand	220,348.00	84,267.00
<b>4. Bank Balances</b>		
<b>(to be Further Classified as Pertaining to Earmarked Fund of Otherwise)</b>		
<b>a) With Scheduled Bank:</b>		
-In Current / Savings Accounts		
Punjab National Bank	2,808,067.10	8,341,469.10
State Bank of India	1,743,825.77	1,864,129.77
Standard Urban Co Op Bank	4,845,033.82	7,245,563.50
The Saraswat Co op Bank	53,483,585.17	19,573,641.14
Abhyudaya Bank	437,725.12	510,109.12
Axis Bank	930,990.68	834,726.49
Citi Bank	306,794.15	302,818.83
Bank Of India	369,350.00	369,350.00
Bank of Maharashtra	21,744.50	21,470.50
B M C Bank	8,091.00	8,091.00
IDBI Bank	341,890,750.96	74,361,980.31
ICICI Bank	210,326.09	210,326.09
DCB Bank	2,634,117.45	5,945,728.45
HDFC Bank	2,524,637.00	3,915,503.00
State Bank of Hyderabad	828,405.00	828,405.00
-In term Deposit Accounts		
FDRs	1,222,270,043.80	712,729,297.80
<b>b) With Non-Schedules Banks:</b>		
- In Current Accounts	-	-
- In Term Deposit Accounts	-	-
- In Savings Accounts	-	-
<b>5. Post Office-Savings Accounts</b>	-	-
<b>TOTAL</b>	<b>1,640,624,677.14</b>	<b>843,164,084.12</b>
<b>ROUND OFF TOTAL (Rs.)</b>	<b>1,640,624,677.00</b>	<b>843,164,084.00</b>

**SCHEDULE-B LOANS, ADVANCES & DEPOSITS**

PARTICULARS	CURRENT YEAR	PREVIOUS YEAR
<b>1. Advances to Employees: (Non-Interest Bearing)</b>		
a) Salary	5,137,726.00	4,738,309.00
b) Festival	-	-
c) LTC	-	-
d) Medical Advance	-	-
e) Other (P F)	-	-
<b>2. Long Term Advances to Employees:(Interest Bearing)</b>		
a) Vehicle Loan	-	-
b) Home Loan	-	-
c) Other (to be Specified)	-	-



<b>3. Advances and Other Amounts Recoverable in Cash or in Kind or for Value to be Received:</b>		
<b>a) On Capital Account</b>		
<b>b) To Suppliers</b>		
Advance to Suppliers/ Contractors	40,307,851.03	47,723,525.03
Advance Against Expenses	5,125,038.52	3,254,861.30
<b>c) Other Institutions and Agencies</b>	-	-
<b>4. Prepaid Expenses</b>		
a) Insurance	-	-
b) Other Expenses (Rent for Flat & Other)	4,733,444.00	3,190,845.00
<b>5. Deposits</b>		
a) Telephone	200,273.00	202,773.00
b) Rent	10,230,000.00	10,226,500.00
c) Electricity (MSEB)	10,861,437.00	11,976,526.00
d) AICTE	1,500,000.00	400,000.00
e) MCI	400,000.00	500,000.00
f) Hostel Deposit	500,000.00	1,650.00
g) Gas/ Oxygen Cylinder Deposit	266,400.00	244,750.00
h) Others	-	-
- Security Deposit With Mumbai Waste Mgmt	523,775.00	523,775.00
- Deposit -BOC India Ltd.	6,704.03	10,000.00
- Security Deposit (AMC)	10,000.00	10,000.00
- PF Deposit	47,710.00	47,710.00
- Sec Deposit With Dist. Forum	25,000.00	25,000.00
- Security Deposit ( Electronica Leasing)	169,888.18	169,888.18
- Security Deposit ( Z P Nanded )	90,300.00	90,300.00
- Deposit Paid to Companies	60,936.00	61,936.00
- Deposit with BPCL	10,000.00	29,162.00
- Security Deposit ( Tata Finance)	147,000.00	147,000.00
<b>6. Income Accrued:</b>		
<b>a) On Investment from Earmarked/Endowment Funds</b>		
<b>b) On Investments-Others</b>		
Accrued Interest on FDR	12,751,582.00	70,633,435.00
<b>c) On Loans and Advances</b>		
<b>7. Other Receivable</b>		
<b>a) Debit Balance in Sponsored Projects</b>	-	384,991.00
<b>b) Debit Balance in Fellowship &amp; Scholarship</b>	-	-
<b>c) Grants Recoverable</b>	-	-
<b>d) Others Receivables</b>		
Fees Receivable Students/ Patients/ Companies	204,914,267.58	155,518,249.00
Exam Expenses Receivable	2,681,090.00	1,949,984.00
RGAY Fees Receivable	6,100,516.00	31,171,814.00
Department of Prosthetic & Orthotic	-	2,401,840.00
TDS Receivable	5,766,878.00	4,071,188.00
Income Tax Refund Receivable	7,464,663.00	9,544,795.00
HDFC Credit Card	45,488.00	735,541.00
IDBI Credit Card	184,546.96	-
University Exam Fees	8,927,216.00	7,046,890.00
Others	44,592.00	596,169.00
<b>8. Claims Receivable</b>		
<b>TOTAL</b>	<b>329,234,322.30</b>	<b>367,649,406.51</b>
<b>ROUND OFF TOTAL (Rs.)</b>	<b>329,234,323.00</b>	<b>367,649,407.00</b>



**SCHEDULE-9 ACADEMIC RECEIPTS**

PARTICULARS	CURRENT YEAR	PREVIOUS YEAR
<b>FEEES FROM STUDENTS</b>		
Academic & Examinations Fees	2,48,25,30,579.89	1,99,98,85,413.38
<b>TOTAL (A)</b>	<b>2,48,25,30,579.89</b>	<b>1,99,98,85,413.38</b>
<b>FEEES FROM PATIENTS</b>		
Medical / Clinical Fees	82,03,91,770.55	76,56,15,844.08
<b>TOTAL (B)</b>	<b>82,03,91,770.55</b>	<b>76,56,15,844.08</b>
<b>GRAND TOTAL (A+B)</b>	<b>3,30,29,22,350.00</b>	<b>2,76,55,01,257.00</b>

**SCHEDULE-10 GRANTS & DONATIONS (Irrevocable Grants & Subsidies Received)**

— Not Applicable —

**SCHEDULE-11 OTHER INCOME**

PARTICULARS	CURRENT YEAR	PREVIOUS YEAR
<b>A. Income from Land &amp; Building</b>		
1. Hostel Room Rent	-	-
2. Licence Fees	-	-
3. Hire Charges of Auditorium/Play Ground/Convention Centre, etc.	-	-
4. Electricity & Water Charges	-	-
5. Building Rent from Others	13,82,400.00	19,95,586.00
6. Rent from Doctors/ Staff	-	-
<b>Total</b>	<b>13,82,400.00</b>	<b>19,95,586.00</b>
<b>B. Sale of Institute's Publications</b>	-	-
<b>C. Income from Holding Events</b>		
1. Gross Receipts from Annual Function/Sports Carnival	-	-
Less: Direct Expenditure incurred on the Annual Function/Sports Carnival	-	-
2. Gross Receipts from Fetes	-	-
Less: Direct Expenditure incurred on the Fetes	-	-
3. Gross Receipts for Educational Tours	-	-
Less: Direct Expenditure incurred on the Tours	-	-
4. Others (to be Specified and Separately Disclosed)	-	-
<b>Total</b>	-	-
<b>D. Interest on Term Deposits:</b>		
a) With Scheduled Banks	9,70,83,960.12	7,14,70,474.91
b) With Non-Scheduled Banks	-	-
c) Others	-	-
<b>Total</b>	<b>9,70,83,960.12</b>	<b>7,14,70,474.91</b>
<b>E. Interest on Savings Accounts:</b>		
a) With Scheduled Banks	9,14,575.66	27,40,751.85
b) With Non-Scheduled Banks	-	-
c) With Institutions	-	-
d) Others	-	-
<b>Total</b>	<b>9,14,575.66</b>	<b>27,40,751.85</b>
<b>F. Interest on Loans:</b>		
a) Employees/Staff	-	-
b) Others	-	-
<b>Total</b>	-	-
<b>G. Interest on Debtors and Other Receivable</b>	-	-
<b>H. Others</b>		
1. Income from Consultancy	-	-
2. HRA Received	-	-
3. Income from Royalty	-	-
4. Conference/Seminar/Workshop Fees	-	-
5. Membership Fees from Constituent Colleges	25,00,000.00	25,00,000.00
6. Misc. Receipts	70,42,888.78	33,26,873.23
7. Profit on Sale/Disposal of Assets:		
a) Owned Assets	10,650.00	1,12,875.00
b) Assets Acquired Out of Grants, or Received Free of Cost	-	-
8. Written Back Of Credit Balances	-	-
9. Increase in Inventory	-	8,60,550.32
<b>Total</b>	<b>95,53,538.78</b>	<b>68,00,298.55</b>
<b>GRAND TOTAL (A+B+C+D+E+F+G+H)</b>	<b>10,89,34,475.00</b>	<b>8,30,07,111.00</b>



**SCHEDULE- 12 STAFF PAYMENTS & BENEFITS**

PARTICULARS	CURRENT YEAR	PREVIOUS YEAR
Employers Contribution to Provident Fund	28,143,170.00	28,645,176.00
Overtime, Allowances and Bonus	1,838,860.00	2,499,326.00
Incentives	444,000.00	1,397,025.00
Fellowship to PHD Students	25,667.00	94,859.00
Gratuity Expenses	25,059,127.00	17,064,343.00
Honorarium/Remuneration Expenses	2,413,649.00	3,904,794.00
Salaries and Wages	818,222,630.00	693,387,160.00
Students Stipends	201,219,371.00	207,546,281.00
Staff Quarter Rent Expenses	3,250,441.00	3,078,773.00
Staff Welfare Expenses	4,607,352.00	3,390,479.00
<b>TOTAL</b>	<b>1,085,224,267.00</b>	<b>961,008,216.00</b>
Expenditures related to Research and Development	217,044,853.00	192,201,643.00
<b>TOTAL</b>	<b>868,179,414.00</b>	<b>768,806,573.00</b>

**SCHEDULE-13 ACADEMIC EXPENSES**

PARTICULARS	CURRENT YEAR	PREVIOUS YEAR
Admission Expenses	277,443.00	134,482.00
Affiliation Fees	1,095,185.40	539,550.00
Annual Social Gathering	25,764.00	26,519.00
Building Rent	4,015,344.00	8,970,224.00
Clinical Expenses	166,952.00	200,706.00
Convocation Expenses	503,384.00	1,296,143.00
Examination Expenses	13,063,830.00	12,980,605.00
Functions & Programmes Expenses	2,363,597.00	2,187,426.00
Inspection / Accreditation (NAAC) Fees/NABH	2,044,163.00	1,045,220.00
Journals & News Paper & Periodicals	6,116,991.30	1,642,948.00
Membership Fees	2,700,000.00	2,510,000.00
Proposal Fees Expenses	1,015,000.00	130,000.00
Seminar/Workshop/ Conference	5,052,731.89	1,825,054.00
Scholarship/Freeship	48,014,500.00	33,955,975.00
Students Welfare Expenses	221,913.00	467,808.00
UG & PG Course Fees & Expenses	4,797,000.00	5,650,000.00
<b>TOTAL</b>	<b>91,473,798.59</b>	<b>73,562,660.00</b>
Expenditures related to Research and Development	18,294,760.00	14,712,532.00
<b>TOTAL</b>	<b>73,179,039.00</b>	<b>58,850,128.00</b>

**SCHEDULE-14 ADMINISTRATIVE AND GENERAL EXPENSES**

PARTICULARS	CURRENT YEAR	PREVIOUS YEAR
Advertisement and Publicity	4,205,833.00	2,371,429.00
Charity Expenses	169,151,999.00	188,298,094.00
CIDCO Service Charges	78,539.00	89,614.00
Dialysis Expenses	4,410,486.00	3,961,317.00
Diet Charges	6,744,072.00	9,393,493.00
Electricity and Power	70,828,149.00	57,754,342.00
Guest House Expenses	4,783.00	12,682.00
Garden Expenses	2,047,665.00	1,096,635.00
Insurance Charges	836,893.00	929,985.00
LBT Expenses	5,650,329.00	-
Oxygen Cylinder Expenses	11,498,899.00	9,572,615.00
Legal & Professional Charges	5,793,155.00	4,304,674.00
Linen Expenses	1,959,860.00	2,550,779.00
Medicine Expenses	174,127,070.84	181,289,143.50
Meeting Expenses	1,179,070.00	771,125.00
Camp Expenses	2,704,261.00	1,118,259.00
Office & Misc Expenses	1,850,599.00	2,361,135.00
Photocopy Expenses	535,613.00	633,974.00
Property Tax	2,982,692.00	2,501,484.00
Printing & Stationary	18,826,661.00	15,642,108.00
Registration, Licence & Renewal Expenses	935,192.00	865,126.00
Remuneration to Auditors	2,393,040.00	2,234,450.00
Shares to Visiting Doctors	31,812,150.00	30,635,070.00
Security Guard Expenses	22,781,003.00	18,807,381.00
Sports & Playground Expenses	46,388.00	83,545.00



Surgical Expenses	31,284,257.00	17,680,535.00
Stores & Consumable Expenses	585,950.00	509,334.00
Postage, Telephone and Internet Charges	3,323,939.60	3,841,769.00
Travelling and Conveyance Expenses	12,018,661.75	4,270,051.00
Washing & Cleaning Expenses	105,451,139.00	87,919,185.00
Ward Expenses	9,182,773.00	5,471,001.00
Water Charges	5,747,516.00	5,738,130.00
Lab & Department Expenses	96,680,677.58	83,888,023.08
Decrease in Inventory	926,365.49	-
<b>TOTAL</b>	<b>808,585,681.26</b>	<b>746,596,487.58</b>
Expenditures related to Research and Development	161,717,136.00	149,319,298.00
<b>TOTAL</b>	<b>646,868,545.00</b>	<b>597,277,190.00</b>

#### SCHEDULE-15 TRANSPORTATION EXPENSES

PARTICULARS	CURRENT YEAR	PREVIOUS YEAR
1. Vehicles (Owned by Educational Institution)		
a) Running Expenses (Petrol/ Diesel /Toll Tax)	5,986,424.97	4,709,512.35
b) Repairs & Maintenance	1,487,716.50	2,405,012.00
c) Vehicle Taxes, Insurance & Expenses	1,853,094.00	1,110,568.00
2. Vehicles Taken on Rent/ Lease		
a) Rent/Lease Expenses	-	-
<b>TOTAL</b>	<b>9,327,235.47</b>	<b>8,225,092.35</b>
Expenditures related to Research and Development	1,865,447.00	1,645,018.00
<b>TOTAL</b>	<b>7,461,788.00</b>	<b>6,580,074.00</b>

#### SCHEDULE-16 REPAIRS & MAINTENANCE

PARTICULARS	CURRENT YEAR	PREVIOUS YEAR
Building & Infrastructure	35,287,922.50	17,958,089.00
Campus	7,083,618.00	4,690,954.00
Computers & Software	4,442,240.00	3,622,854.00
Electricals	9,392,822.00	9,428,485.00
Equipment & Instruments	31,124,708.80	15,945,079.00
Furniture & Fixture	5,598,420.00	3,820,729.00
Others	2,744,524.00	3,482,378.00
<b>TOTAL</b>	<b>95,674,255.30</b>	<b>58,948,568.00</b>
Expenditures related to Research and Development	19,134,851.00	11,789,714.00
<b>TOTAL</b>	<b>76,539,404.00</b>	<b>47,158,854.00</b>

#### SCHEDULE-17 FINANCE COSTS

PARTICULARS	CURRENT YEAR	PREVIOUS YEAR
a) Interest on Fixed Loans	8,151,497.28	14,573,723.88
b) Bank Charges/ Financial Charges	5,126,438.55	4,789,117.02
<b>TOTAL</b>	<b>13,277,935.83</b>	<b>19,362,840.90</b>
Expenditures related to Research and Development	2,655,587.00	3,872,568.00
<b>TOTAL</b>	<b>10,622,349.00</b>	<b>15,490,273.00</b>

PLACE : AURANGABAD  
DATE : 29/09/2018

(M B KURUND)  
ACCOUNTANT

(DR. P G RAMESH)  
FINANCE OFFICER

(DR. S D DALVI)  
VICE CHANCELLOR

Dr. Rajesh B. Goel  
Registrar

FOR ASHOK PATIL & ASSOCIATES,  
CHARTERED ACCOUNTANTS,  
FIRM REG. No. 122045W



(SAURABH AGRAWAL)  
PARTNER  
M. No. 34423

# **MGM INSTITUTE OF HEALTH SCIENCES**

( A Deemed University Established under Section 3 of UGC Act, 1956 )

KAMOTHE, NAVI MUMBAI.

CONSOLIDATED STATEMENTS OF ACCOUNT

OF

MGM INSTITUTE OF HEALTH SCIENCES , NAVI MUMBAI.

AND

MGM'S MEDICAL COLLEGE & HOSPITALS, NAVI MUMBAI.

AND

MGM'S MEDICAL COLLEGE & HOSPITALS, AURANGABAD.

FOR

FINANCIAL YEAR : 2018-2019



**MGM INSTITUTE OF HEALTH SCIENCES,**  
**( A Deemed University Established under Section 3 of UGC Act, 1956 )**  
**MGM CAMPUS, KAMOTHE, NAVI MUMBAI.**

**BALANCE SHEET AS AT 31<sup>ST</sup> MARCH, 2019**

(Amount in Rs.)

SOURCES OF FUNDS	Sch.	Current Year	Previous Year
<b>UNRESTRICTED FUNDS</b>			
Corpus	1	25,00,00,000.00	23,01,00,000.00
General Fund	2	33,98,28,496.00	26,74,147.00
Designated/Earmarked Funds	3	4,21,76,72,447.00	3,53,30,55,525.00
<b>RESTRICTED FUNDS</b>			
<b>LOANS/BORROWINGS</b>			
Secured	4A	7,94,73,995.00	10,54,23,249.00
Unsecured	4B	-	-
<b>CURRENT LIABILITIES &amp; PROVISIONS</b>	5	1,31,40,99,295.00	83,86,82,876.00
<b>TOTAL (Rs.)</b>		<b>6,20,10,74,233.00</b>	<b>4,70,99,35,797.00</b>
<b>APPLICATION OF FUNDS</b>			
<b>FIXED ASSETS</b>	6		
Tangible Assets		1,08,72,51,112.00	96,12,11,668.00
Intangible Assets		-	-
Capital Work-In-Progress		1,83,50,19,598.00	1,77,88,65,129.00
<b>INVESTMENTS</b>			
Long Term		-	-
Short Term		-	-
<b>CURRENT ASSETS</b>	7	2,68,63,32,998.00	1,64,06,24,677.00
<b>LOANS, ADVANCES &amp; DEPOSITS</b>	8	59,24,70,525.00	32,92,34,323.00
<b>TOTAL (Rs.)</b>		<b>6,20,10,74,233.00</b>	<b>4,70,99,35,797.00</b>

This is the Consolidated Balance sheet prepared from audited standalone Balance sheet of MGM Institute of Health Sciences, Navi Mumbai, MGM's Medical College and Hospitals, Kamothe, Navi Mumbai and MGM's Medical College and Hospitals, Aurangabad.

PLACE : AURANGABAD

DATE : 30/09/2019


  
**(M B KURUND)**  
**ACCOUNTANT**

  
**(DR. P G RAMESH)**  
**FINANCE OFFICER**

  
**(DR. S D DALVI)**  
**VICE CHANCELLOR**

FOR ASHOK PATIL & ASSOCIATES,  
 CHARTERED ACCOUNTANTS,  
 FIRM REG. NO. 122045W



  
**(SAURABH AGRAWAL)**  
**PARTNER**  
**M. No. 131312**

  
**Dr. Rajesh B. Goel**  
**Registrar**

**MGM INSTITUTE OF HEALTH SCIENCES,**  
( A Deemed University Established under Section 3 of UGC Act, 1956 )  
**MGM CAMPUS, KAMOTHE, NAVI MUMBAI.**

**INCOME AND EXPENDITURE ACCOUNT FOR THE YEAR ENDED 31<sup>ST</sup> MARCH, 2019**

(Amount in Rs.)

Particulars	Sch.	Current Year				Previous Year	
		Unrestricted Funds			Restricted Fund	Total	
		Corpus	Designated Fund	General Fund			Total
<b>INCOME</b>							
Academic Receipts	9			4,10,34,00,956.00		4,10,34,00,956.00	3,30,29,22,350.00
Grants & Donations	10			-		-	-
Income from investments				-		-	-
Other Incomes	11			18,70,66,954.00		18,70,66,954.00	10,89,34,475.00
<b>TOTAL (A)</b>				<b>4,29,04,67,910.00</b>		<b>4,29,04,67,910.00</b>	<b>3,41,18,56,825.00</b>
<b>EXPENDITURE</b>							
Staff Payments & Benefits	12			1,36,85,56,239.00		1,36,85,56,239.00	66,81,79,414.00
Academic Expenses	13			9,53,92,649.00		9,53,92,649.00	7,31,79,039.00
Admin & General Expenses	14			91,48,54,089.00		91,48,54,089.00	64,68,68,545.00
Transportation Expenses	15			67,21,092.00		67,21,092.00	74,61,788.00
Repairs & Maintenance	16			7,71,09,654.00		7,71,09,654.00	7,65,39,404.00
Finance Costs	17			1,17,43,604.00		1,17,43,604.00	1,06,22,349.00
Research and Development				61,85,94,331.00		61,85,94,331.00	42,07,12,634.00
Depreciation	6			14,53,41,903.00		14,53,41,903.00	14,14,77,172.00
<b>TOTAL (B)</b>				<b>3,23,83,13,561.00</b>		<b>3,23,83,13,561.00</b>	<b>2,24,50,40,345.00</b>
<b>Balance Being Excess of Income over Expenditure (A-B)</b>				1,05,21,54,349.00		1,05,21,54,349.00	1,16,68,16,480.00
Transfer to/from Designated Fund							
- Building / Development Fund				69,51,00,000.00		69,51,00,000.00	84,50,00,000.00
- Corpus Fund				1,99,00,000.00		1,99,00,000.00	4,50,00,000.00
<b>Balance Being Surplus/ (Deficit) Carried to General Fund</b>				<b>33,71,54,349.00</b>		<b>33,71,54,349.00</b>	<b>27,68,16,480.00</b>

This is the Consolidated Income and Expenditure account prepared from standalone audited income and expenditure account of MGM Institute of Health Sciences, Navi Mumbai, MGM's Medical College and Hospitals, Kamothe, Navi Mumbai and MGM's Medical College and Hospitals, Aurangabad. Research expenditure incurred has been shown in respective heads in accounts, hence in order to consolidate it, the same is apportioned from these heads and shown under the head Research and Development.

PLACE : AURANGABAD

DATE : 30/09/2019

  
(M.B. BORUND)  
ACCOUNTANT

  
(DR. P.G. RAMESH)  
FINANCE OFFICER

  
(DR. S.D. DALVI)  
VICE CHANCELLOR

  
Dr. Rajesh B. Goel  
Registrar

FOR ASHOK PATIL & ASSOCIATES,

CHARTERED ACCOUNTANTS,

FIRM REG. No. 122045W



  
(SAURABH AGRAWAL)  
PARTNER  
M. No. 131312

SCHEDULES FORMING PART OF BALANCE SHEET AS AT 31ST MARCH, 2019

**SCHEDULE-1 CORPUS**

PARTICULARS	CURRENT YEAR	PREVIOUS YEAR
Balance As At The Beginning Of The Year	23,01,00,000.00	18,51,00,000.00
Add: Contributions Towards Corpus	1,99,00,000.00	4,50,00,000.00
Less: Asset Written Off During the Year Created Out of Corpus	-	-
<b>BALANCE AT THE YEAR-END</b>	<b>25,00,00,000.00</b>	<b>23,01,00,000.00</b>

**SCHEDULE-2 GENERAL FUND**

PARTICULARS	CURRENT YEAR	PREVIOUS YEAR
Balance As At The Beginning Of The Year	26,74,147.00	(27,41,42,333.00)
Add: Contributions Towards General Fund	-	-
Add: Balance of Net Income Transferred From the Income and Expenditure Account	33,71,54,349.00	27,68,16,480.00
<b>BALANCE AT THE YEAR-END</b>	<b>33,98,28,496.00</b>	<b>26,74,147.00</b>
<b>ROUND OFF (Rs.)</b>	<b>33,98,28,496.00</b>	<b>26,74,147.00</b>

**SCHEDULE-3 DESIGNATED/EARMARKED FUNDS**

PARTICULARS	CURRENT YEAR	PREVIOUS YEAR
a) Opening Balance of the Funds	3,53,30,55,524.44	2,66,39,99,879.96
b) Additions to the Funds:	-	-
i. Donation/Grants	-	-
ii. Income from Investments Made of the Funds	-	-
iii. Accrued Interest on Investments of the Funds	-	-
iv. Building / Development Fund	69,51,00,000.00	84,50,00,000.00
v. Other Additions (Students Aid Fund)	56,73,955.00	65,51,744.00
vi. Indigent Patients Fund (IPF) :	[1,61,57,032.58]	1,75,03,900.46
<b>Total</b>	<b>68,46,16,922.42</b>	<b>86,90,55,644.46</b>
<b>NET BALANCE AS AT THE YEAR-END (a+b)</b>	<b>4,21,76,72,446.86</b>	<b>3,53,30,55,524.44</b>
<b>ROUND OFF TOTAL (Rs.)</b>	<b>4,21,76,72,447.00</b>	<b>3,53,30,55,525.00</b>

**SCHEDULE-4 LOANS/BORROWINGS**

**4A - SECURED LOANS**

PARTICULARS	CURRENT YEAR	PREVIOUS YEAR
1. Central Government	-	-
2. State Government (Specify)	-	-
3. Financial Institutions	-	-
a) Term Loans	-	-
b) Interest Accrued and Due	-	-
4. Banks:	7,94,73,994.45	10,54,23,248.31
a) Term Loans	-	-
b) Other Loans (specify)	-	-
5. Other Institutions and Agencies	-	-
6. Debentures and Bonds	-	-
7. Others (Specify)	-	-
<b>Total</b>	<b>7,94,73,994.45</b>	<b>10,54,23,248.31</b>
<b>ROUND OFF TOTAL (Rs.)</b>	<b>7,94,73,995.00</b>	<b>10,54,23,249.00</b>



## 4B - UNSECURED LOANS

— Not Applicable —

## SCHEDULE-5 CURRENT LIABILITIES &amp; PROVISIONS

PARTICULARS	CURRENT YEAR	PREVIOUS YEAR
<b>A. CURRENT LIABILITIES</b>		
<b>1. Deposits from Staff</b>		
Staff Deposits	3,66,12,549.00	3,66,43,018.50
<b>2. Deposits from Students/ Contractors &amp; Others</b>		
Hostel Deposit	16,68,000.00	15,18,000.00
Laboratory Deposit	29,71,300.00	18,33,000.00
Library Deposit	5,00,685.00	5,20,185.00
Caution Money Deposit	9,67,22,200.00	6,34,64,000.00
Other Deposit	2,64,79,838.88	2,07,21,174.00
<b>3. Sundry Creditors</b>		
<b>a) For Goods &amp; Services</b>		
Creditors for Purchases	26,47,26,337.11	19,05,47,761.33
Creditors for Assets	2,77,91,170.22	4,33,32,734.22
Creditors for Expenses	13,10,67,779.39	12,12,94,447.52
<b>b) Others (Specify)</b>		
<b>4. Advances Received</b>		
Advance Fees from Students/ Patients	6,80,37,542.30	4,38,68,894.35
Advance Against Expenses	-	-
<b>5. Interest accrued But not Due on:</b>		
a) Secured Loans/Borrowings	-	-
b) Unsecured Loans/Borrowings	-	-
<b>6. Statutory Liabilities (GPF, TDS, WC TAX, CPF, GIS, NPS):</b>		
<b>a) Overdue</b>		
<b>b) Others</b>		
Professional Tax Payable	4,30,925.00	4,19,750.00
Provident Fund Payable	24,50,930.00	28,61,753.00
TDS/ WCT TDS Payable	16,15,807.00	7,94,295.02
<b>7. Other Current Liabilities</b>		
Payable to staff	53,16,11,132.25	4,74,64,463.00
Payable to students	2,35,36,306.00	99,63,625.00
Payable to Patients	-	1,66,530.00
Payable to Alumni Association (Reg. Fees)	4,06,000.00	-
Payable Others	3,12,65,182.40	24,67,02,731.82
<b>TOTAL (A)</b>	<b>1,24,78,93,684.55</b>	<b>83,21,16,362.76</b>
<b>B. PROVISIONS</b>		
1. For Taxation	-	-
2. Gratuity	6,62,05,610.00	65,66,513.00
3. Superannuation/Pension	-	-
4. Accumulated Leave Encashment	-	-
5. Expenses Payable	-	-
6. Trade Warranties/Claims	-	-
<b>TOTAL (B)</b>	<b>6,62,05,610.00</b>	<b>65,66,513.00</b>
<b>TOTAL (A+B)</b>	<b>1,31,40,99,294.55</b>	<b>83,86,82,875.76</b>
<b>ROUND OFF TOTAL (Rs.)</b>	<b>1,31,40,99,295.00</b>	<b>83,86,82,876.00</b>



**SCHEDULE-6 FIXED ASSETS**

DESCRIPTION	GROSS BLOCK			DEPRECIATION			NET BLOCK		
	Cost/Valuation As At Beginning of The Year	Additions During the Year	Cost/Valuation at the Year End	Rate of Dep.	Up to 01/04/2018	For the Year	Total up to the Year End	As at the Current Year End	As at the Previous Year End
<b>I. Land:</b>									
a) Freehold	3,99,83,800.00	5,62,33,632.00	9,62,17,432.00	0%	-	-	-	9,62,17,432.00	3,99,83,800.00
b) Leasehold	85,27,472.67	-	85,27,472.67	0%	-	-	-	85,27,472.67	85,27,472.67
<b>II. Building:</b>									
a) On Freehold Land	11,16,027.12	-	11,16,027.12	10%	10,64,228.12	5,180.00	10,69,408.12	46,619.00	51,799.00
b) On Leasehold Land	82,22,74,950.37	9,07,19,743.00	91,29,94,693.37	10%	45,67,10,978.58	4,56,28,371.00	50,23,39,349.58	41,06,55,343.79	36,55,63,971.79
c) Ownership Flats/ Premise	54,635.05	-	-	0%	50,277.05	-	-	-	4,358.00
d) Superstructures on Land not Belonging to Educational Institutions	-	-	-	-	-	-	-	-	-
<b>III. Plants, Machinery &amp; Equipments (Office / Lab Equipments )</b>	96,90,55,513.17	8,37,58,809.00	1,05,27,94,322.17	15%	55,10,23,044.15	7,52,65,692.00	62,62,88,736.15	42,65,05,586.02	41,80,32,469.02
<b>IV. Vehicles</b>	1,82,92,961.04	1,82,87,894.00	3,55,65,884.04	15%	1,27,84,916.38	35,69,391.00	1,43,54,307.38	2,01,37,885.66	55,08,044.66
<b>V. Furniture/Fixtures/ Dead Stocks</b>	16,04,14,751.49	98,18,124.00	17,02,32,875.49	10%	8,23,92,691.71	87,84,018.00	9,11,76,709.71	7,90,56,165.78	7,80,22,059.78
<b>VI. Computer/Peripherals</b>	5,54,80,433.00	73,68,456.00	6,28,48,889.00	40%	4,83,86,981.80	57,84,763.00	5,41,71,744.80	86,77,144.20	70,93,451.20
<b>VII. Electric Installations</b>	1,13,95,587.25	2,29,554.00	1,13,95,587.25	15%	71,77,156.25	6,32,765.00	78,09,921.25	35,85,666.00	42,18,431.00
<b>VIII. Patents</b>	4,56,81,031.42	13,40,766.00	4,70,21,797.42	20%	-	57,389.00	57,389.00	1,72,165.00	-
<b>IX. Library books</b>	44,04,010.00	3,99,000.00	48,03,010.00	40%	4,41,43,179.04	11,51,447.00	4,52,94,626.04	17,27,171.38	15,37,852.38
<b>X. Lab Infrastructure</b>	3,85,40,151.00	33,45,678.00	4,18,85,829.00	10%	16,35,250.00	2,76,876.00	19,12,126.00	24,91,884.00	27,88,760.00
<b>XI. Air Conditioners</b>	22,61,107.00	3,99,000.00	3,89,39,151.00	15%	2,06,78,229.00	27,39,138.00	2,34,17,367.00	1,55,21,784.00	1,78,61,922.00
<b>XII. Solar Water Heater</b>	1,28,14,129.00	33,45,678.00	56,07,785.00	0%	-	-	-	56,07,785.00	22,61,107.00
<b>XIII. Generator DG Set</b>	18,71,594.00	3,99,000.00	2,26,594.00	15%	82,79,616.19	6,80,177.00	89,59,793.19	38,54,335.81	45,34,512.81
<b>XIV. Sewage Treatment Plant</b>	98,26,644.00	3,99,000.00	1,02,25,644.00	15%	15,78,891.00	43,905.00	16,22,796.00	2,48,798.00	2,92,703.00
<b>XV. Central Gas System</b>	98,26,644.00	3,99,000.00	1,02,25,644.00	15%	48,77,690.00	7,42,343.00	56,20,033.00	42,04,611.00	49,48,954.00
<b>A. Total of CURRENT YEAR</b>	<b>2,20,19,94,798.00</b>	<b>27,14,82,656.00</b>	<b>2,47,24,07,848.00</b>		<b>1,24,08,26,779.00</b>	<b>14,53,41,903.00</b>	<b>1,38,60,94,307.00</b>	<b>1,08,72,51,112.00</b>	<b>96,12,11,668.00</b>
<b>XVI. Capital Work-in-progress Transfer to Assets</b>	1,77,88,65,128.78	5,61,54,468.24	1,83,50,19,597.02	-	-	-	-	1,83,50,19,597.02	1,77,88,65,128.78
<b>B. NET WORK-IN-PROGRESS</b>	<b>1,77,88,65,128.78</b>	<b>5,61,54,468.24</b>	<b>1,83,50,19,597.02</b>		<b>-</b>	<b>-</b>	<b>-</b>	<b>1,83,50,19,597.02</b>	<b>1,77,88,65,128.78</b>
<b>TOTAL (A+B)</b>	<b>3,98,08,59,926.78</b>	<b>32,76,37,124.24</b>	<b>4,30,74,27,445.02</b>		<b>1,24,08,26,779.00</b>	<b>14,53,41,903.00</b>	<b>1,38,60,94,307.00</b>	<b>2,92,22,70,709.02</b>	<b>2,74,00,76,796.78</b>



**SCHEDULE-7 CURRENT ASSETS**

PARTICULARS	CURRENT YEAR	PREVIOUS YEAR
<b>1. Stock:</b>		
a) Stores and Spares	51,60,828.00	50,90,841.53
b) Loose Tools	-	-
c) Publications	-	-
<b>2. Sundry Debtors:</b>		
a) Debts Outstanding for a Period Exceeding Six Months	-	-
b) Others	-	-
<b>3. Cash Balances in Hand (Including Cheques/Drafts and Imprest)</b>		
Cash in Hand	59,524.00	2,20,348.00
<b>4. Bank Balances</b> <b>(to be Further Classified as Pertaining to Earmarked Fund of Otherwise)</b>		
<b>a) With Scheduled Bank:</b>		
-In Current / Savings Accounts		
Punjab National Bank	21,55,473.80	28,08,067.10
State Bank of India	71,77,758.61	17,43,825.77
Standard Urban Co Op Bank	95,62,574.67	48,45,033.82
The Saraswat Co op Bank	3,14,15,078.92	5,34,83,585.17
Abhyudaya Bank	2,51,728.12	4,37,725.12
Axis Bank	2,30,520.76	9,30,990.68
Citi Bank	3,06,794.15	3,06,794.15
Bank Of India	3,69,350.00	3,69,350.00
Bank of Maharashtra	22,008.50	21,744.50
B M C Bank	-	8,091.00
IDBI Bank	5,06,26,220.28	34,18,90,750.96
ICICI Bank	2,10,326.09	2,10,326.09
DCB Bank	9,52,578.45	26,34,117.45
HDFC Bank	14,42,161.00	25,24,637.00
State Bank of Hyderabad	-	8,28,405.00
-In term Deposit Accounts		
FDRs	2,57,63,90,072.42	1,22,22,70,043.80
<b>b) With Non-Schedules Banks:</b>		
- In Current Accounts	-	-
- In Term Deposit Accounts	-	-
- In Savings Accounts	-	-
<b>5. Post Office-Savings Accounts</b>		
<b>TOTAL</b>	<b>2,68,63,32,997.77</b>	<b>1,64,06,24,677.14</b>
<b>ROUND OFF TOTAL (Rs.)</b>	<b>2,68,63,32,998.00</b>	<b>1,64,06,24,677.00</b>

**SCHEDULE-8 LOANS, ADVANCES & DEPOSITS**

PARTICULARS	CURRENT YEAR	PREVIOUS YEAR
<b>1. Advances to Employees: (Non-Interest Bearing)</b>		
a) Salary	51,55,748.00	51,37,726.00
b) Festival	-	-
c) LTC	-	-
d) Medical Advance	-	-
e) Other (P F)	-	-
<b>2. Long Term Advances to Employees:(Interest Bearing)</b>		
a) Vehicle Loan	-	-
b) Home Loan	-	-
c) Other (to be Specified)	-	-



<b>3. Advances and Other Amounts Recoverable in Cash or in Kind or for Value to be Received:</b>		
<b>a) On Capital Account</b>		
<b>b) To Suppliers</b>		
Advance to Suppliers/ Contractors	7,69,59,964.33	4,03,07,851.03
Advance Against Expenses	21,82,412.95	51,25,038.52
<b>c) Other Institutions and Agencies</b>		
Alumni Association of MGM IHS	1,00,000.00	
<b>4. Prepaid Expenses</b>		
a) Insurance		
b) Other Expenses (Rent for Flat & Other)	58,35,285.00	47,33,444.00
<b>5. Deposits</b>		
a) Telephone	1,78,773.00	2,00,273.00
b) Rent	1,02,15,000.00	1,02,30,000.00
c) Electricity (MSEB)	1,08,61,437.00	1,08,61,437.00
d) AICTE	15,10,000.00	15,00,000.00
e) MCI	4,00,000.00	4,00,000.00
f) Hostel Deposit		5,00,000.00
g) Gas/ Oxygen Cylinder Deposit	2,96,575.00	2,66,400.00
h) Others	25,09,703.18	10,91,313.21
<b>6. Income Accrued:</b>		
a) On Investment from Earmarked/Endowment Funds		
b) On Investments-Others		
Accrued Interest on FDR	81,89,800.00	1,27,51,582.00
c) On Loans and Advances		
<b>7. Other Receivable</b>		
a) Debit Balance in Sponsored Projects		
b) Debit Balance in Fellowship & Scholarship		
c) Grants Recoverable		
d) Others Receivables		
Fees Receivable Students/ Patients/ Companies	22,94,15,412.44	20,49,14,267.58
RGAY Fees Receivable	3,95,05,925.89	61,00,516.00
TDS Receivable	1,11,37,909.00	57,66,878.00
Income Tax Refund Receivable	1,17,23,921.00	74,64,663.00
Others	17,62,92,657.94	1,18,82,932.96
<b>8. Claims Receivable</b>		
<b>TOTAL</b>	<b>59,24,70,524.73</b>	<b>32,92,34,322.30</b>
<b>ROUND OFF TOTAL (Rs.)</b>	<b>59,24,70,525.00</b>	<b>32,92,34,323.00</b>



**SCHEDULE-9 ACADEMIC RECEIPTS**

PARTICULARS	CURRENT YEAR	PREVIOUS YEAR
<b>FEES FROM STUDENTS</b>		
Academic & Examinations Fees	3,15,18,64,293.00	2,48,25,30,579.89
<b>TOTAL (A)</b>	<b>3,15,18,64,293.00</b>	<b>2,48,25,30,579.89</b>
<b>FEES FROM PATIENTS</b>		
Medical / Clinical Fees	95,15,36,663.00	82,03,91,770.55
<b>TOTAL (B)</b>	<b>95,15,36,663.00</b>	<b>82,03,91,770.55</b>
<b>GRAND TOTAL (A+B)</b>	<b>4,10,34,00,956.00</b>	<b>3,30,29,22,350.00</b>

**SCHEDULE-10 GRANTS & DONATIONS (Irrevocable Grants & Subsidies Received)**

— Not Applicable —

**SCHEDULE-11 OTHER INCOME**

PARTICULARS	CURRENT YEAR	PREVIOUS YEAR
<b>A. Income from Land &amp; Building</b>		
1. Hostel Room Rent	-	-
2. Licence Fees	-	-
3. Hire Charges of Auditorium/Play Ground/Convention Centre, etc.	-	-
4. Electricity & Water Charges	-	-
5. Building Rent From Others	14,61,600.00	13,82,400.00
5. Rent From Doctors/ Staff	-	-
<b>Total</b>	<b>14,61,600.00</b>	<b>13,82,400.00</b>
<b>B. Sale of Institute's Publications</b>	-	-
<b>C. Income from Holding Events</b>		
1. Gross Receipts from Annual Function/Sports Carnival	-	-
Less: Direct Expenditure Incurred on the Annual Function/Sports Carnival	-	-
2. Gross Receipts from Fetes	-	-
Less: Direct Expenditure Incurred on the Fetes	-	-
3. Gross Receipts for Educational Tours	-	-
Less: Direct Expenditure Incurred on the Tours	-	-
4. Others (to be Specified and Separately Disclosed)	-	-
<b>Total</b>	-	-
<b>D. Interest on Term Deposits:</b>		
a) With Scheduled Banks	17,25,09,447.96	9,70,83,960.12
b) With Non-Scheduled Banks	-	-
c) Others	-	-
<b>Total</b>	<b>17,25,09,447.96</b>	<b>9,70,83,960.12</b>
<b>E. Interest on Savings Accounts:</b>		
a) With Scheduled Banks	56,09,525.28	9,14,575.66
b) With Non-Scheduled Banks	-	-
c) With Institutions	-	-
d) Others	-	-
<b>Total</b>	<b>56,09,525.28</b>	<b>9,14,575.66</b>
<b>F. Interest on Loans:</b>		
a) Employees/Staff	-	-
b) Others	-	-
<b>Total</b>	-	-
<b>G. Interest on Debtors and Other Receivable</b>	-	-





<b>H. Others</b>		
1. Income from Consultancy		
2. HRA Received		
3. Income from Royalty		
4. Conference/Seminar/Workshop Fees		
5. Membership Fees from Constituent Colleges	25,00,000.00	25,00,000.00
6. Misc. Receipts	47,61,557.00	70,42,888.78
7. Profit on Sale/Disposal of Assets:		
a) Owned Assets	1,54,838.00	10,650.00
b) Assets Acquired Out of Grants, or Received free of Cost		
8. Written Back Of Credit Balances		
9. Increase in Inventory	69,986.00	
<b>Total</b>	<b>74,86,381.00</b>	<b>95,53,538.78</b>
<b>GRAND TOTAL (A+B+C+D+E+F+G+H)</b>	<b>18,70,66,954.00</b>	<b>10,89,34,475.00</b>

#### SCHEDULE- 12 STAFF PAYMENTS & BENEFITS

PARTICULARS	CURRENT YEAR	PREVIOUS YEAR
Employers Contribution to Provident Fund	3,03,25,563.00	2,81,43,170.00
Overtime, Allowances and Bonus	13,54,765.00	22,82,860.00
Fellowship to PHD Students	4,86,144.00	25,667.00
Gratuity Expenses	13,56,28,833.00	2,50,59,127.00
Honorarium/Remuneration Expenses	37,06,729.00	24,13,649.00
Salaries and Wages	1,31,75,93,720.25	81,82,22,630.00
Students Stipends	21,40,68,809.00	20,12,19,371.00
Staff Quarter Rent Expenses	31,27,605.00	32,50,441.00
Staff Welfare Expenses	44,03,131.00	46,07,352.00
<b>TOTAL</b>	<b>1,71,06,95,299.25</b>	<b>1,08,52,24,267.00</b>
Expenditures related to Research and Development	34,21,39,060.00	21,70,44,853.00
<b>TOTAL</b>	<b>1,36,85,56,239.00</b>	<b>86,81,79,414.00</b>

#### SCHEDULE-13 ACADEMIC EXPENSES

PARTICULARS	CURRENT YEAR	PREVIOUS YEAR
Admission Expenses	82,518.00	2,77,443.00
Affiliation Fees	8,67,200.00	10,95,185.40
Building Rent	41,28,384.00	40,15,344.00
Clinical Expenses	2,34,300.00	1,66,952.00
Convocation Expenses	20,63,229.00	5,03,384.00
Examination Expenses	1,17,00,736.00	1,30,63,830.00
Functions & Programmes Expenses	74,42,305.00	23,89,361.00
Inspection / Accreditation (NAAC) Fees/NABH	8,90,634.00	20,44,163.00
Journals & News Paper & Periodicals	1,08,45,432.00	61,16,991.30
Membership Fees	27,10,000.00	27,00,000.00
Proposal Fees Expenses		10,15,000.00
Seminar/Workshop/ Conference	43,81,017.00	50,52,731.89
Scholarship/Freeship	6,56,46,500.00	4,80,14,500.00
Students Welfare Expenses	82,48,556.00	50,18,913.00
<b>TOTAL</b>	<b>11,92,40,811.00</b>	<b>9,14,73,798.59</b>
Expenditures related to Research and Development	2,38,48,162.00	1,82,94,760.00
<b>TOTAL</b>	<b>9,53,92,649.00</b>	<b>7,31,79,039.00</b>



**SCHEDULE-14 ADMINISTRATIVE AND GENERAL EXPENSES**

PARTICULARS	CURRENT YEAR	PREVIOUS YEAR
Advertisement and Publicity	30,57,794.00	42,05,833.00
Charity Expenses	19,86,19,533.00	16,91,51,999.00
Diet Charges	86,48,889.00	67,44,072.00
Electricity and Power	20,68,13,445.00	7,08,28,149.00
Guest House Expenses	6,45,019.00	4,783.00
Garden Expenses	17,14,513.00	20,47,665.00
Insurance Charges	11,20,266.00	8,36,893.00
LBT Expenses	-	56,50,329.00
Oxygen Cylinder Expenses	69,85,724.00	1,14,98,899.00
Legal & Professional Charges	81,91,901.00	57,93,155.00
Linen Expenses	28,31,824.00	19,59,860.00
Medicine Expenses	22,40,41,909.35	17,41,27,070.84
Meeting Expenses	13,65,416.00	11,79,070.00
Camp Expenses	33,83,603.00	27,04,261.00
Office & Misc Expenses	34,19,199.93	18,50,599.00
Photocopy Expenses	3,18,398.00	5,35,613.00
Property Tax	2,81,64,908.00	30,61,231.00
Printing & Stationary	2,09,17,324.00	1,88,26,661.00
Registration, Licence & Renewal Expenses	30,39,511.00	9,35,192.00
Remuneration to Auditors	28,47,340.00	23,93,040.00
Shares to Visiting Doctors	6,13,86,942.00	3,18,12,150.00
Security Guard Expenses	3,20,27,754.00	2,27,81,003.00
Sports & Playground Expenses	44,063.00	46,388.00
Surgical Expenses	2,73,55,711.00	3,12,84,257.00
Stores & Consumable Expenses	1,54,455.00	5,85,950.00
Postage, Telephone and Internet Charges	27,50,716.37	33,23,939.60
Travelling and Conveyance Expenses	51,89,305.55	1,20,16,661.75
Washing & Cleaning Expenses	13,38,66,574.00	10,54,51,139.00
Water Charges	84,68,520.00	57,47,516.00
Lab & Department Expenses	14,61,97,053.00	11,02,73,936.58
Decrease in Inventory	-	9,26,365.49
<b>TOTAL</b>	<b>1,14,35,67,611.20</b>	<b>80,85,85,681.26</b>
Expenditures related to Research and Development	22,87,13,522.00	16,17,17,136.00
<b>TOTAL</b>	<b>91,48,54,089.00</b>	<b>64,68,68,545.00</b>

**SCHEDULE-15 TRANSPORTATION EXPENSES**

PARTICULARS	CURRENT YEAR	PREVIOUS YEAR
1. Vehicles (Owned by Educational Institution)		
a) Running Expenses (Petrol/ Diesel /Toll Tax)	71,16,979.68	59,86,424.97
b) Repairs & Maintenance	9,29,957.00	14,87,716.50
c) Vehicle Taxes, Insurance & Expenses	3,54,428.60	18,53,094.00
2. Vehicles Taken on Rent/ Lease		
a) Rent/Lease Expenses	-	-
<b>TOTAL</b>	<b>84,01,365.28</b>	<b>93,27,235.47</b>
Expenditures related to Research and Development	16,80,273.00	18,65,447.00
<b>TOTAL</b>	<b>67,21,092.00</b>	<b>74,61,788.00</b>



**SCHEDULE-16 REPAIRS & MAINTENANCE**

PARTICULARS	CURRENT YEAR	PREVIOUS YEAR
Building & Infrastructure	3,34,93,032.00	3,52,87,922.50
Campus	12,790.00	70,83,618.00
Computers & Software	34,43,315.00	44,42,240.00
Electricals	1,37,77,824.00	93,92,822.00
Equipment & Instruments	3,36,51,927.50	3,11,24,708.80
Furniture & Fixture	48,84,793.00	55,98,420.00
Others	71,23,385.00	27,44,524.00
<b>TOTAL</b>	<b>9,63,87,066.50</b>	<b>9,56,74,255.30</b>
Expenditures related to Research and Development	1,92,77,413.00	1,91,34,851.00
<b>TOTAL</b>	<b>7,71,09,654.00</b>	<b>7,65,39,404.00</b>

**SCHEDULE-17 FINANCE COSTS**

PARTICULARS	CURRENT YEAR	PREVIOUS YEAR
a) Interest on Fixed Loans	1,15,76,561.68	81,51,497.28
b) Bank Charges/ Financial Charges	31,02,943.28	51,26,438.55
<b>TOTAL</b>	<b>1,46,79,504.96</b>	<b>1,32,77,935.83</b>
Expenditures related to Research and Development	29,35,901.00	26,55,587.00
<b>TOTAL</b>	<b>1,17,43,604.00</b>	<b>1,06,22,349.00</b>

PLACE : AURANGABAD  
DATE : 30/09/2019

(M B KURUND)  
ACCOUNTANT

(DR. P G RAMESH)  
FINANCE OFFICER

(DR. S D DALVI)  
VICE CHANCELLOR

FOR ASHOK PATIL & ASSOCIATES,  
CHARTERED ACCOUNTANTS,  
FIRM REG. No. T22045W



(SAURABH AGRAWAL)  
PARTNER  
M. No. 131312

Dr. Rajesh B. Goel  
Principal