

## List Of Teaching Aids

Sl. No.	Description	Qty	Remark
1	Podium(Model: ITC Lectren T-6236B)	1	A complete conference system for the ATLS seminar hall
2	Presenter Microphone Headset.	2	To Stream line the presentation in the seminar hall.
3	PC Speakers set	5	At ATLS Workstation for execution of Audio Visual teaching Aids (CD).With very Basic Functionality.
4	Wall mounted Speakers	2	ForATLS/ATCN Seminar hall
5	CCTV	2	Provision to cover the Lobby area of sixth floor one should be install before the store room
6	CCTV Box (2X2)	2	Proper Fitting and Alignment and protection of CCTV
7	DDR-2(4GB)	2	Update the existing computer System
8	Laptop (With Licensed Software MS Office/MS Windows)	4	With latest configuration for each ATLS Skills Station for Audio Visuals
9	Smart TV(50 inches Minimum)	1	To exhibit the skills lab events/ videos / News letter
10	HP laser Jet 200 colorM251 PCL 6 Printer Cartridges	1	Color print outs.
11	Projector(High Definition)	1	Two projectors installedone movable projector for arranging Audio visuals at any desire location (community training location or work stations etc.)
12	Router Switches Higher Bandwidth with Dual Band	2	
13	Extension Box	2	For audio visual Arrangements
14	DSLR camera with Tripod	1	Order placed.
15	WIFI Receiver	1	For computer
16	Printer (B/W Laser Jet )	1	HP
17	Web Camera (Logitech) High Definition with 8 Mega Pix or More )	2	For online session arrangements
18	External Hard Disk (1TB)	1	For recovery and Back up of data
19	Upgradation Of LAN Cable(CAT-6) at All points		Points Already installed ,cable requirement







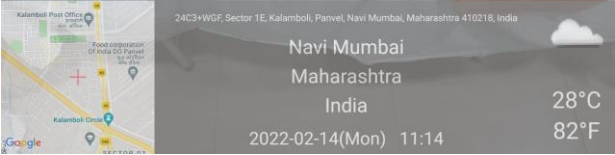

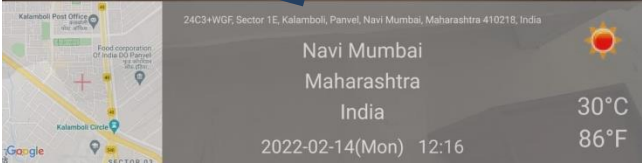


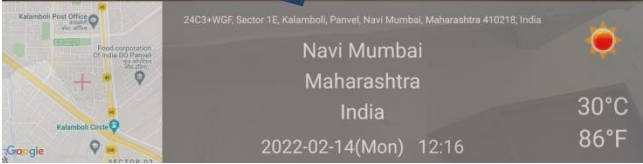
*[Signature]*  
**DIRECTOR**  
**MGM SKILLS LAB**




**DATE:**    /    /




## Skills Lab Trainer List







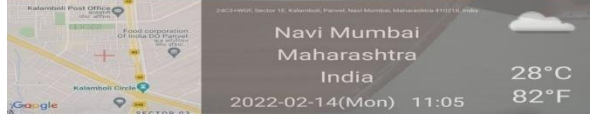
Sl. No.	List Of Manikin	Quantity	
1	Little Anne	1	
2	Baby Anne	3	
3	Rescui Anne QCPR full body with skill guide	1	
4	Rescui Anne Advanced Skill Trainer	1	




5	Oropharyngeal Airway Trainer	2	
6	Multivenous IV training Arm	1	
7	Blood pressure training Arm	1	
8	IV Torso	1	
9	Cricothyrotomy Model	3	

10	Urine Cathereter insertion	2	 
11	Skin Suturing	1	 
12	Sim Pad System	1	
13	AED Trainer	8	 

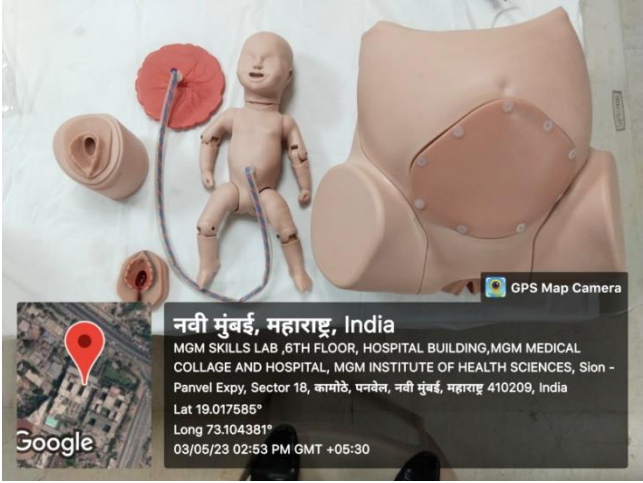

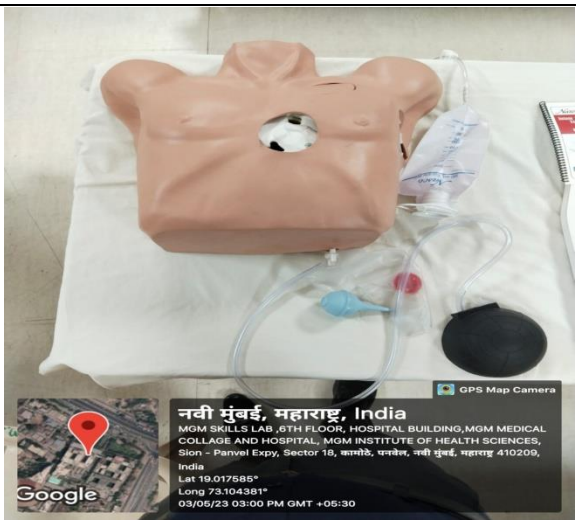
15	Centreline	2	
16	Enema and catherisation trainer	2	
17	Chest drains Manikin	1	




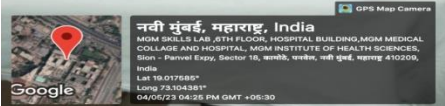


18	Intraosseus Manikin	1	 <p>The image shows a Laerdal Intraosseus Manikin, a realistic human arm used for medical training. It is shown in its original packaging, which includes a clear plastic bag containing a blue intraosseus needle. The manikin has a red and white color scheme. Below the image is a location tag for Navi Mumbai, Maharashtra, India, dated 2022-02-16 (Wed) at 11:30, with a temperature of 26°C (79°F).</p>
19	Defibrillator	2	 <p>The image shows a white and blue defibrillator device with a screen and various control buttons. The screen displays 'MGM / KAM / SKILL-LAB - 01' and 'Defibrillator'. The device is connected to several black and green cables. Below the image is a location tag for Navi Mumbai, Maharashtra, India, dated 2022-02-14 (Mon) at 11:05, with a temperature of 28°C (82°F).</p>
20	AMBU bag(Adult)	4	 <p>The image shows a white adult AMBU bag and a blue and white adult mask. The AMBU bag is a large, spherical, white plastic bag used for manual resuscitation. The mask is a blue and white plastic mask with a clear window for the mouth. Below the image is a location tag for Navi Mumbai, Maharashtra, India, dated 2022-02-14 (Mon) at 11:17, with a temperature of 28°C (82°F).</p>
21	AMBU bag(Paed)	4	

			
21	AMBU bag(Paed)	4	
22	Ventilator	2	  
23	ECG Simulator	3	 




24	Trauma Moulage Manikin	1	 <p>GPS Map Camera</p> <p>नवी मुंबई, महाराष्ट्र, India  MGM SKILLS LAB ,6TH FLOOR, HOSPITAL BUILDING, MGM MEDICAL COLLEGE AND HOSPITAL, MGM INSTITUTE OF HEALTH SCIENCES, Sion - Panvel Expy, Sector 18, कामोठे, पनवेल, नवी मुंबई, महाराष्ट्र 410209, India  Lat 19.017585°  Long 73.104381°  04/05/23 04:18 PM GMT +05:30</p>
25	CPARLENE Full-Size Manikin with Heartisense	2	 <p>GPS Map Camera</p> <p>नवी मुंबई, महाराष्ट्र, India  MGM SKILLS LAB ,6TH FLOOR, HOSPITAL BUILDING, MGM MEDICAL COLLEGE AND HOSPITAL, MGM INSTITUTE OF HEALTH SCIENCES, Sion - Panvel Expy, Sector 18, कामोठे, पनवेल, नवी मुंबई, महाराष्ट्र 410209, India  Lat 19.017585°  Long 73.104381°  03/05/23 02:48 PM GMT +05:30</p>
26	Auscultation Trainer and Smartscope	1	 <p>GPS Map Camera</p> <p>नवी मुंबई, महाराष्ट्र, India  MGM SKILLS LAB ,6TH FLOOR, HOSPITAL BUILDING, MGM MEDICAL COLLEGE AND HOSPITAL, MGM INSTITUTE OF HEALTH SCIENCES, Sion - Panvel Expy, Sector 18, कामोठे, पनवेल, नवी मुंबई, महाराष्ट्र 410209, India  Lat 19.017585°  Long 73.104381°  03/05/23 02:51 PM GMT +05:30</p>









27	3B Scientific Obstetrics Mannequin	3	 <p>नवी मुंबई, महाराष्ट्र, India  MGM SKILLS LAB ,6TH FLOOR, HOSPITAL BUILDING, MGM MEDICAL COLLEGE AND HOSPITAL, MGM INSTITUTE OF HEALTH SCIENCES, Sion - Panvel Expy, Sector 18, कापोठे, पन्वेल, नवी मुंबई, महाराष्ट्र 410209, India  Lat 19.017585°  Long 73.104381°  03/05/23 02:53 PM GMT +05:30</p>
28	Infant Airway Management	1	 <p>नवी मुंबई, महाराष्ट्र, India  MGM SKILLS LAB ,6TH FLOOR, HOSPITAL BUILDING, MGM MEDICAL COLLEGE AND HOSPITAL, MGM INSTITUTE OF HEALTH SCIENCES, Sion - Panvel Expy, Sector 18, कापोठे, पन्वेल, नवी मुंबई, महाराष्ट्र 410209, India  Lat 19.017585°  Long 73.104381°  03/05/23 03:00 PM GMT +05:30</p>
29	Life/form Pericardiocentesis	1	 <p>नवी मुंबई, महाराष्ट्र, India  MGM SKILLS LAB ,6TH FLOOR, HOSPITAL BUILDING, MGM MEDICAL COLLEGE AND HOSPITAL, MGM INSTITUTE OF HEALTH SCIENCES, Sion - Panvel Expy, Sector 18, कापोठे, पन्वेल, नवी मुंबई, महाराष्ट्र 410209, India  Lat 19.017585°  Long 73.104381°  03/05/23 03:00 PM GMT +05:30</p>





30	Epidural and Spinal Injection Simulator	3	  <p><b>नवी मुंबई, महाराष्ट्र, India</b> MGM SKILLS LAB, 2TH FLOOR, HOSPITAL BUILDING, MGM MEDICAL COLLEGE AND HOSPITAL, MGM INSTITUTE OF HEALTH SCIENCES, Sion - Panvel Expy, Sector 18, नवी मुंबई, महाराष्ट्र 410209, India Lat: 19.017585° Long: 73.104381° 04/05/23 03:43 PM GMT +05:30</p>
31	Gynecologic Skills Trainer	3	  <p><b>नवी मुंबई, महाराष्ट्र, India</b> MGM SKILLS LAB, 2TH FLOOR, HOSPITAL BUILDING, MGM MEDICAL COLLEGE AND HOSPITAL, MGM INSTITUTE OF HEALTH SCIENCES, Sion - Panvel Expy, Sector 18, नवी मुंबई, महाराष्ट्र 410209, India Lat: 19.017585° Long: 73.104381° 04/05/23 04:25 PM GMT +05:30</p>
32	CAE Female Genital Organ	8	  <p><b>नवी मुंबई, महाराष्ट्र, India</b> MGM SKILLS LAB, 2TH FLOOR, HOSPITAL BUILDING, MGM MEDICAL COLLEGE AND HOSPITAL, MGM INSTITUTE OF HEALTH SCIENCES, Sion - Panvel Expy, Sector 18, नवी मुंबई, महाराष्ट्र 410209, India Lat: 19.017585° Long: 73.104381° 04/05/23 04:35 PM GMT +05:30</p>

33	CAE Male Genital Organ	8	
34	CAE Maltipad 2	8	
35	Wearable IM Pad	1	

36	Digital Eye Examination/Retinopathy Trainer	1	
37	Infant IV Arm	3	
38	Suture Set	10	

39	Ear Examination Simulator and Basic Nursing Set	4	 <p>The image shows an ear examination simulator, a realistic model of a human head with an ear, placed on a white surface. Next to it is a clear plastic bag containing various medical instruments, including a stethoscope and a reflex hammer. A small inset map shows the location in Navi Mumbai, India. A GPS overlay provides the following information: नवी मुंबई, महाराष्ट्र, India; MGM SKILLS LAB ,6TH FLOOR, HOSPITAL BUILDING, MGM MEDICAL COLLEGE AND HOSPITAL, MGM INSTITUTE OF HEALTH SCIENCES, Sion - Panvel Expy, Sector 18, फार्मोटे, पनवेल, नवी मुंबई, महाराष्ट्र 410209, India; Lat 19.017585°; Long 73.104381°; 03/05/23 02:54 PM GMT +05:30.</p>
40	Model for Breast Self-Palpation W/o Case	3	 <p>The image shows a realistic model of a female torso, specifically the chest area, used for breast self-palpation training. The model has two breasts with visible areolas and nipples. A small inset map shows the location in Navi Mumbai, India. A GPS overlay provides the following information: नवी मुंबई, महाराष्ट्र, India; MGM SKILLS LAB ,6TH FLOOR, HOSPITAL BUILDING, MGM MEDICAL COLLEGE AND HOSPITAL, MGM INSTITUTE OF HEALTH SCIENCES, Sion - Panvel Expy, Sector 18, फार्मोटे, पनवेल, नवी मुंबई, महाराष्ट्र 410209, India; Lat 19.017585°; Long 73.104381°; 04/05/23 03:39 PM GMT +05:30.</p>
41	Auscultation Trainer and Smartscope	1	 <p>The image shows an auscultation trainer, a realistic model of a human torso, used for training in auscultation. The model is positioned on a wooden surface. A stethoscope is placed on the model's chest. A small inset map shows the location in Navi Mumbai, India. A GPS overlay provides the following information: नवी मुंबई, महाराष्ट्र, India; MGM SKILLS LAB ,6TH FLOOR, HOSPITAL BUILDING, MGM MEDICAL COLLEGE AND HOSPITAL, MGM INSTITUTE OF HEALTH SCIENCES, Sion - Panvel Expy, Sector 18, फार्मोटे, पनवेल, नवी मुंबई, महाराष्ट्र 410209, India; Lat 19.017585°; Long 73.104381°; 12/05/23 04:32 PM GMT +05:30.</p>

42	CAE Maltipad 1	8	 <p>Navi Mumbai, MH, India Kamothe, Navi Mumbai, 410209, MH, India Lat 19.016687, Long 73.103929 05/17/2023 10:22 AM GMT+05:30 Note : Captured by GPS Map Camera</p>
43	Neonatal Resuscitation Manikin Model-Little Baby QCPR	4	 <p>Navi Mumbai, MH, India Kamothe, Navi Mumbai, 410209, MH, India Lat 19.017292, Long 73.104076 05/17/2023 10:23 AM GMT+05:30 Note : Captured by GPS Map Camera</p>
44	Peadiatric Resuscitation Manikin Model-Little Junier QCPR	1	 <p>Navi Mumbai, MH, India Kamothe, Navi Mumbai, 410209, MH, India Lat 19.017172, Long 73.103936 05/17/2023 10:26 AM GMT+05:30 Note : Captured by GPS Map Camera</p>

45	Human Placenta Model With Cord+Placenta Section Model	1	 <p data-bbox="802 562 1279 688">    <b>नवी मुंबई, महाराष्ट्र, India</b>        MGM SKILLS LAB ,6TH FLOOR, HOSPITAL BUILDING,MGM MEDICAL COLLEGE AND HOSPITAL, MGM INSTITUTE OF HEALTH SCIENCES, Sion - Panvel Expy, Sector 18, काराळे, पनवेल, नवी मुंबई, महाराष्ट्र 410209, India        Lat 19.017586°        Long 73.104381°        17/05/23 05:02 PM GMT +05:30     </p>
46	Nose Model with Paranasal Sinuses, 5 part	4	 <p data-bbox="786 961 1295 1094">    <b>नवी मुंबई, महाराष्ट्र, India</b>        MGM SKILLS LAB ,6TH FLOOR, HOSPITAL BUILDING,MGM MEDICAL COLLEGE AND HOSPITAL, MGM INSTITUTE OF HEALTH SCIENCES, Sion - Panvel Expy, Sector 18, काराळे, पनवेल, नवी मुंबई, महाराष्ट्र 410209, India        Lat 19.017586°        Long 73.104381°        17/05/23 05:01 PM GMT +05:30     </p>



MAHATMA GANDHI MISSION'S

## MEDICAL COLLEGE & HOSPITAL

N-6 CIDCO, AURANGABAD - 431 003. MAHARASHTRA

### MEDICAL EDUCATION & SKILL DEVELOPMENT UNIT

TEL.: 0240 6482000 EMAIL: [METCELL@MGMMCHA.ORG](mailto:METCELL@MGMMCHA.ORG) WEBSITE: [WWW.MGMMCHA.ORG](http://WWW.MGMMCHA.ORG)

#### LIST OF MANIKINS

SR. NO.	NAME OF THE EQUIPMENT	QTY.	COMPANY NAME
1.	LITTLE ANNE	1	LAERDAL
2.	BABY ANNE	2	LAERDAL
3.	RESCUI ANNE QCPR FULL BODY WITH SKILL GUIDE	1	LAERDAL
4.	RESCUI ANNE ADVANCED SKILL TRAINER	1	LAERDAL
5.	LAERDAL AIRWAY MANAGEMENTE TRAINER	1	LAERDAL
6.	PAEDIATRIC INTUBATION TRAINER	1	LAERDAL
7.	NEONATAL INTUBATION TRAINER	2	LAERDAL
8.	MULTIVENOUS IV TRAINING ARM	1	LAERDAL
9.	PAEDIATRIC IV TRAINING ARM	1	LAERDAL
10.	ARTERIAL ARM STICK	1	LAERDAL
11.	IV TOSO	1	LAERDAL
12.	BLOOD PRESSURE TRAINING ARM	1	LAERDAL
13.	NURSING ANNE SIMPAD CABLE/ SIM PAD SYSTEM	1	LAERDAL
14.	PROMPT BIRTHING SIMULATOR	1	LAERDAL
15.	NEW BORN ANNE	1	LAERDAL
16.	SIM MAN 3 G	1	LAERDAL
17.	AED TRAINER	4	
18.	CRICHOthyrotomy MODEL	1	



19	CRICHOthyrotomy Model	1	
20	AMBU BAG PEDIATRIC	2	
21	AMBU BAG PEDIATRIC		
22	AMBU BAG	8	
23	AMBU BAG		
24	AMBU BAG		
25	AMBU BAG		
26	AMBU BAG		
27	AMBU BAG		
28	AMBU BAG		
29	AMBU BAG		
30	LARYNGOSCOPE WITH 3 BLADES	2	
31	LARYNGOSCOPE WITH 3 BLADES		
32	LARYNGEAL MASK AIRWAY	2	
33	LARYNGEAL MASK AIRWAY		
34	NASOPHARYNGEAL AIRWAY	2	
35	NASOPHARYNGEAL AIRWAY		
36	OROPHARYNGEAL AIRWAY	2	
37	OROPHARYNGEAL AIRWAY		
38	CRASH CART	1	
39	I.V. STAND	1	
40	OXYGEN CYLINDER WITH FLOW METER	1	
41	MULTI PAD I	1	
42	MULTI PAD II	1	
43	MULTI PAD II	2	
44	I.U.D. TRAINER		
45	I.U.D. TRAINER	2	
46	DEFIBRILLATOR		

47	LUMBAR PUNCTURE & SPINAL EPIDURAL	1	
48	CHEST DRAIN SIMULATOR/PERICARDICENTHESIS	1	
49	ADULT BAG MASK	3	
50	PEDIATRIC BAG MASK	3	
51	INFANT BAG MASK	3	
52	OXYGEN CYLINDER WITH FLOW METER		
53	OROPHARYNGEAL AIRWAY	3	
54	NASOPHARYNGEAL AIRWAY	3	
55	NASAL CANNULA ADULT	3	
56	NON REBREATHING OXYGEN MASK	3	
57	LARYNGOSCOPE WITH 3 BLADES	3	
61	AED TRAINER MODEL NO. AED TRAINER 2 WITH REMOTE MAKE LAERDAL	3	LAERDAL
62	ARRHYTHMIA SIMULATOR MODEL NO. HEARTSIM 200 MAKE LAERDAL	3	LAERDAL
63	INFANT INJECTABLE HAND MODEL NO. INFANT IV ARM MAKE LAERDAL	6	LAERDAL
64	NEONATAL RESUSCITATION MANIKINS MODEL LITTLE BABY QCPR MAKE LAERDAL	6	LAERDAL
65	PEDIATRIC RESUSCITATION MANIKINS MODEL LITTLE JUNIOR QCPR MAKE LAERDAL	3	LAERDAL
66	ARRHYTHMIA SIMULATOR MODEL NO. HEARTSIM 200 MAKE LAERDAL	3	LAERDAL
67	PLEURALTAPPING MODEL LFO 3769 MAKE NASCO HEALTHCARE USA	1	SEM TRAINER

68	BASIC LIFE SUPPORT BLS CPR CARDIO PULMONARY RESUSCITATION MANIKINS FULL BODY MALE WITH FEEDBACK CAPABILITY MODEL LFO 3995 MAKE NASCO HEALTHCARE USA	2	SEM TRAINER
69	BASIC LIFE SUPPORT BLS CPR CARDIO PULMONARY RESUSCITATION MANIKINS HALF BODY MALE WITH FEEDBACK CAPABILITY MODEL 8000951 MAKE 3B SCIENTIFIC GERMANY	4	SEM TRAINER
70	BREAST EXAMINATION MODEL/ MANIKINS MODEL NO. 1000343 MAKE 3B SCIENTIFIC GERMANY	3	SEM TRAINER
71	EAR STRUCTURE MODEL, MODEL NO. 1000250 MAKE 3B SCIENTIFIC GERMANY	1	SEM TRAINER
72	EAR TRAINER WITH AUTOSCOPY MODEL NO. LFO1019 MAKE MASCO HEALTHCARE USA	1	SEM TRAINER
73	FULL BODY HAVING BASIC CPR WITH FEEDBACK WOUND, TRAUMA CARE, RHYTHM TRAINER MODEL 1002725 MAKE NASCO HEALTHCARE USA	1	SEM TRAINER
74	FULL BODY HAVING BASIC CPR WITH FEEDBACK WOUND, TRAUMA CARE, RHYTHM TRAINER MODEL 8006701 MAKE NASCO HEALTHCARE USA	1	SEM TRAINER

75	GYNECOLOGICAL EXAMINATION MODEL / MANIKIN INCLUDING IUCD INTRA UTERINE CONTRACEPTIVE DEVICE TRAINING MODEL NO. 1021592 MAKE 3B SCIENTIFIC GERMANY	2	SEM TRAINER
76	GYNECOLOGICAL EXAMINATION MODEL / MANIKIN INCLUDING IUCD INTRA UTERINE CONTRACEPTIVE DEVICE TRAINING MODEL NO. 1005825 MAKE 3B SCIENTIFIC GERMANY	1	SEM TRAINER
77	INFANT & CHILD AIRWAY MANAGEMENT TRAINER MODEL NO. LFO 3623 MAKE NASCO HEALTHCARE USA	1	SEM TRAINER
78	INFANT AUSCULTATION SIMULATION MODEL NO. FLO 1205 MAKE NASCO HEALTHCARE USA	1	SEM TRAINER
79	LUMBAR PUNCTURE TRAINER MODEL NO. 1017891 MAKE 3 B SCIENTIFIC GERMANY	1	SEM TRAINER
80	NASOGASTRIC TUBE FEEDING TRAINER / SIMULATOR MODEL NO. 1005568 MAKE 3 B SCIENTIFIC GERMANY	2	SEM TRAINER
81	OPHTHOSIM OPHTHALMOLOGY TRAINING SIMULATOR MODEL NO. SB51006 MAKE NASCO HEALTHCARE USA	1	SEM TRAINER
82	SKIN AND FASCIA SUTURING MODEL LFO0894 MAKE NASCO HEALTHCARE USA	10	SEM TRAINER

83	UPPER HALF BODY TORSO FOR CLINICAL EXAMINATION CVS & RS AUSCULTORY AREAS, BORDERS, PERCUSSION, ABDOMEN LINES & 9 QUADRANTS MODEL LFO-1142 MAKE NASCO HEALTHCARE USA	1	SEM TRAINER
84	PEDIATRICS POCKET MASK	1	
85	Adult pocket mask	2	
86	LMA -I GEL	4	
87	CLASSIC LARYGEL AIRWAY	2	
88	LMA SUPREME	2	
89	Gluteal Pad Model I-PIM -001-S	2	
90	Obstetrics Mannequins including obstetrics examinations, conduct vaginal delivery model	3	
91	Placenta Model 2 types	1	
92	Sheet for Intra dermal Injections IM	2	
93	Urine Catheter and Enema trainer model	2	
94	Various type of Model including intramuscular, subcutaneous and intravenous insertions	10	
Total		162	

  
**Dr. Sadhana Kulkarni**  
 Professor and Head  
 Department of Emergency Medicine  
 MGM Medical College, Aurangabad.



MAHATMA GANDHI MISSION'S

## MEDICAL COLLEGE & HOSPITAL

N-6 CIDCO, AURANGABAD - 431 003. MAHARASHTRA

### MEDICAL EDUCATION & SKILL DEVELOPMENT UNIT

TEL.: 0240 6482000 EMAIL: [METCELL@MGMMCHA.ORG](mailto:METCELL@MGMMCHA.ORG) WEBSITE: [WWW.MGMMCHA.ORG](http://WWW.MGMMCHA.ORG)

#### LIST OF simulators for simulation-based training

SR. NO.	NAME OF THE EQUIPMENT	QTY.	COMPANY NAME
1.	RESCUI ANNE QCPR FULL BODY WITH SKILL GUIDE	1	LAERDAL
2.	RESCUI ANNE ADVANCED SKILL TRAINER	1	LAERDAL
3.	NURSING ANNE SIMPAD CABLE/ SIM PAD SYSTEM	1	LAERDAL
4.	SIM MAN 3 G	1	LAERDAL
5.	NEONATAL RESUSCITATION MANIKINS MODEL LITTLE BABY QCPR MAKE LAERDAL	6	LAERDAL
6.	PEDIATRIC RESUSCITATION MANIKINS MODEL LITTLE JUNIOR QCPR MAKE LAERDAL	3	LAERDAL
7.	BASIC LIFE SUPPORT BLS CPR CARDIO PULMONARY RESUSCITATION MANIKINS FULL BODY MALE WITH FEEDBACK CAPABILITY MODEL LFO 3995 MAKE NASCO HEALTHCARE USA	2	SEM TRAINER
8.	BASIC LIFE SUPPORT BLS CPR CARDIO PULMONARY RESUSCITATION MANIKINS HALF BODY MALE WITH FEEDBACK CAPABILITY MODEL8000951 MAKE 3B SCIENTIFIC GERMANY	4	SEM TRAINER

9.	FULL BODY HAVING BASIC CPR WITH FEEDBACK WOUND, TRAUMA CARE, RHYTHM TRAINER MODEL 1002725 MAKE NASCO HEALTHCARE USA	1	SEM TRAINER
10.	FULL BODY HAVING BASIC CPR WITH FEEDBACK WOUND, TRAUMA CARE, RHYTHM TRAINER MODEL 8006701 MAKE NASCO HEALTHCARE USA	1	SEM TRAINER
11.	INFANT AUSCULTATION SIMULATION MODEL NO. FLO 1205 MAKE NASCO HEALTHCARE USA	1	SEM TRAINER
12.	UPPER HALF BODY TORSO FOR CLINICAL EXAMINATION CVS & RS AUSCOLATORY AREAS, BORDERS, PERCUSSION, ABDOMEN LINES & 9 QUADRANTS MODEL LFO-1142 MAKE NASCO HEALTHCARE USA	1	SEM TRAINER
<b>12 Types</b>		<b>23</b>	



**Dr. Sadhana S. Kulkarni**  
**Incharge Skill Lab**  
**MGM Medical College, N-8 CIDCO,**  
**Aurangabad**



# MGM INSTITUTE OF HEALTH SCIENCES

(Deemed to be University u/s 3 of UGC Act, 1956)

Grade 'A' Accredited by NAAC

## MGM SCHOOL OF PHYSIOTHERAPY

Sector-1, Kamothe, Navi Mumbai – 410209

Date: 30.11.2021

### Installation & satisfaction report – Anatomy models from Delta Healthcare

MGM School of Physiotherapy, Navi Mumbai placed order with Delta Healthcare for 11 Anatomical models on 14<sup>th</sup> October 2021, all 11 anatomical models were received via courier on 15<sup>th</sup> November 2021. Following are the list of anatomical models received by Dr. Hiranmayee Bagwe (PT) and Dr. Rucha Pradhan (PT).

Installation of Simulation laboratory at MGM School of Physiotherapy, Navi Mumbai was completed on 16<sup>th</sup> November 2021 organized by Mr. Shamrez, Delta Healthcare. Dr. Hiranmayee Bagwe (PT), and Dr. Rucha Pradhan (PT) attended the installation meeting.

Sr. No.	Product code	Product name	Number of units	Received (Includes all parts)	Remarks
1	1000160	Deluxe functional Shoulder	1	✓	Satisfactory. Functional range of motion present
2	1000164	Deluxe functional Knee	1	✓	Satisfactory. Functional range of motion present
3	1000176	Ligament and Muscle Skeleton model	1	✓	Satisfactory. Functional range of motion present
4	1000288	Female Pelvis 6 - parts	1	✓	Satisfactory. All parts available
5	1005745	Baby CPR Manikin	1	✓	Satisfactory. Functional chest rise and compressions
6	1000351	Muscular leg parts	1	✓	Satisfactory. All parts available
7	1000225	Brain model – 8 part	1	✓	Satisfactory. All parts available
8	1001243	Lung model with larynx – 5 part	1	✓	Satisfactory. All parts available
9	1000268	Heart – 2 times size	1	✓	Satisfactory. All parts available
10	1000123	Classic flexible spine with femur head	1	✓	Satisfactory. Functional range of motion present
11	1000015	Dissectable muscle arm upright – 6 parts	1	✓	Satisfactory. All parts available

Dr. Hiranmayee Bagwe (PT)  
Assistant Professor  
MGM School of Physiotherapy  
Navi Mumbai

Dr. Rucha Pradhan (PT)  
Assistant Professor  
MGM School of Physiotherapy  
Navi Mumbai

Dr. Bela Agarwal  
Professor  
MGM School of Physiotherapy  
Navi Mumbai

Dr. Rajani Mullerpatan  
Professor-Director  
MGM School of Physiotherapy  
Navi Mumbai



**MGM Institute of Health Sciences**  
**MGM SCHOOL OF PHYSIOTHERAPY**

Sector-1, Kamothe, Navi Mumbai-400 209

**PURCHASE ORDER**

Ref. No. **149**

Date: **14/10/2024**

To, **Delta Healthcare**  
**Vadodara, Gujarat.**  
**(+917203999201)**

Kindly arrange to supply following material as per specifications, terms & conditions mentioned below :

No.	DESCRIPTION	UNIT code	QUANTITY	RATE		VALUE
				Rs.	Ps.	
1.	Dissectable Muscled Arm, upright, 6 part	1000015	NO. 1	35,391	= 00	
2.	Deluxe Functional Shoulder	1000166	NO. 1	8,322	= 00	
3.	Muscular leg, 9-part	1000357	NO. 1	49,583	= 00	
4.	Deluxe functional knee	1000164	NO. 1	8,322	= 00	
5.	Classic Flexe, Spine with femur	1000123	NO. 1	12,264	= 00	
6.	Heart, 2-times life-size	1000268	NO. 1	23,127	= 00	
7.	Super Skeleton Sam. on 5 feet Stand.	1020176	NO. 1	65,527	= 00	
8.	Lung Model with larynx, 5-part	1001243	NO. 1	21,901	= 00	
9.	Female Pelvis 6-Part	1000288	NO. 1	41,086	= 00	
10.	Baby CPR Manikin	1005745	NO. 1	17,170	= 00	
11.	Brain Model, 8 part	1000225	NO. 1	16,119	= 00	
	<b>Total</b>			<b>2,98,812</b>	<b>= 00</b>	

**Terms & Conaditions**

GST 18%

Time is essential Condition of this is order

1) 50% Advance <sup>Total</sup> Payment

2)  
3)  
4)

*[Signature]*  
14/10/2024

(Total = Three Lacs fifty Two Thousand five hundred Ninety Eight only)

*[Signature]*  
PRINCIPAL

*[Handwritten notes]*  
net  
Principals

53,986 = 00  
3,52,598 = 00



GROUP C  
NATIONAL EARLY  
WARNING SIGN  
Dr Prabha Tour

SIM MAN 3G

SIM MAN 3G

GPS Map Camera



Aurangabad, MH, India

CIDCO, Aurangabad, 431003, MH, India

Lat 19.877377, Long 75.354440

07/04/2023 12:27 PM GMT+05:30



... BODY  
... BASIC  
CPR WITH  
FEEDBACK  
TRAUMA  
RHYTHM  
MODEL  
KE

USA



**MGM INSTITUTE'S UNIVERSITY DEPARTMENT OF PROSTHETICS & ORTHOTICS**  
(A constituent unit of MGM INSTITUTE OF HEALTH SCIENCES, NAVI MUMBAI)

(Deemed to be University u/s 3 of UGC Act, 1956)


Grade 'A++' Accredited by NAAC

Sector-1, Kamothe, Navi Mumbai-410 209 | Tel.: 022-27437829, 27437620

Email: [mgmudpo@mgmuhs.com](mailto:mgmudpo@mgmuhs.com) | Website: [www.mgmudpo.edu.in](http://www.mgmudpo.edu.in)

**LIST OF EQUIPMENTS IN OF PROSTHETICS AND ORTHOTICS**  
**DEPARTMENT FOR THE ACADEMIC YEAR 2022-2023: -**

SR.NO:	EQUIPMENTS	AVAILABILITY
1.	Socket alignment mandrel	1
2.	Jig saw machine	1
3.	Cast taper mandrel part a	1
4.	Cast taper mandrel part b	1
5.	Wall frame accessories	1
6.	Bench vice 4'	1
7.	Oscillating saw	1
8.	Wall frame	1
9.	Hand drill machine	4
10.	Jig saw machine	4
11.	Oscillating saw	4
12.	Hot air gun	4
13.	Anvil 25 kg	4

  
**Dr. Uttara Deshmukh (P&O)**  
Associate Professor, Principal,  
MGMIUDPO  
Sector-01, Kamothe, Navi Mumbai.

Head of the Department,  
MGM INSTITUTE'S UNIVERSITY DEPARTMENT  
OF PROSTHETICS AND ORTHOTICS  
NAVI MUMBAI





**MGM INSTITUTE'S UNIVERSITY DEPARTMENT OF PROSTHETICS & ORTHOTICS**  
(A constituent unit of MGM INSTITUTE OF HEALTH SCIENCES, NAVI MUMBAI)

(Deemed to be University u/s 3 of UGC Act, 1956)

Grade 'A++' Accredited by NAAC

Sector-1, Kamothe, Navi Mumbai-410 209 | Tel.: 022-27437829, 27437620

Email: [mgmudpo@mgsuhs.com](mailto:mgmudpo@mgsuhs.com) | Website: [www.mgmudpo.edu.in](http://www.mgmudpo.edu.in)

**LIST OF EQUIPMENTS IN OF PROSTHETICS AND ORTHOTICS**  
**DEPARTMENT FOR THE ACADEMIC YEAR 2022-2023: -**

SR NO.	EQUIPMENTS	AVAILABILITY
01	Kevlor Gloves for Moulding	06
02	Deburring Tool	06
03	Reviving Leather Punch	06
04	Scissor for LTTP Sheet	06
05	Hole Saw Cutter 28mm	06
06	Hole Saw Cutter 25mm	06
07	Hole Saw Cutter 19mm	06
08	Classic Retractable Activity Knife	06
09	Surform File with Frame	06
10	Loctite	06
11	Surform Blade (Round)	06
12	Surform Blade (Flat)	06
13	Surform Blade (Half Round)	06
14	Apparatus Bending Brace	06
15	M-L Calliper-(Orthotic)	06
16	Draw Knife	06
17	Self-Levelling Laser Liner	06
18	Screw Driver Set (936,934,927,824,804)	06
19	Nut Driver 4mm	06

**Dr. Uttara Deshmukh (P&O)**  
Associate Professor, Principal,  
MGMIUDPO  
Sector-01, Kamothe, Navi Mumbai.

Head of the Department  
MGM INSTITUTE'S UNIVERSITY DEPARTMENT OF PROSTHETICS AND ORTHOTICS  
NAVI MUMBAI





**MGM INSTITUTE'S UNIVERSITY DEPARTMENT OF PROSTHETICS & ORTHOTICS**  
(A constituent unit of MGM INSTITUTE OF HEALTH SCIENCES, NAVI MUMBAI)

(Deemed to be University u/s 3 of UGC Act, 1956)


Grade 'A++' Accredited by NAAC

Sector-1, Kamothe, Navi Mumbai-410 209 | Tel.: 022-27437829, 27437620

Email: [mgmudpo@mgmuhhs.com](mailto:mgmudpo@mgmuhhs.com) | Website: [www.mgmudpo.edu.in](http://www.mgmudpo.edu.in)

**LIST OF EQUIPMENTS IN OF PROSTHETICS AND ORTHOTICS**  
**DEPARTMENT FOR THE ACADEMIC YEAR 2022-2023: -**

SR NO	EQUIPMENTS	AVAILABILITY
20	Bench Vice 4"	06
21	Steel Scale 60 cm	06
22	Centre Punch	06
23	File Half Round Smooth with Handle	06
24	File Flat Smooth with Handle size -10"	06
25	File Round Smooth with Handle size-10"	06
26	Rivet Cutter	06
27	Bend Nose Plier-7"	06
28	Hacksaw Frame	06
29	Silicone Cutter Scissor	06
30	Scissor-8"	06
31	Chisel Small(12 cm)	06
32	Chisel Big	06
33	Drill Bits 1/16"-1/2"	06
34	Spanner Set -6-7,10-11,12-13,14-15,16-17,18-19,20-22,21-23,24-27,25-28,30-32	06
35	Hammer 200 Gms	06
36	Hammer 500 Gms	06
37	Allen Key Set	06
38	T-Handle Allen key set with Stand	06

  
**Dr. Uttara Deshmukh (P&O)**  
Associate Professor, Principal,  
MGMIUDPO  
Sector-01, Kamothe, Navi Mumbai.



**Head of the Department,**  
MGM INSTITUTE'S UNIVERSITY DEPARTMENT  
OF PROSTHETICS AND ORTHOTICS  
NAVI MUMBAI



**MGM INSTITUTE'S UNIVERSITY DEPARTMENT OF PROSTHETICS & ORTHOTICS**  
(A constituent unit of MGM INSTITUTE OF HEALTH SCIENCES, NAVI MUMBAI)

(Deemed to be University u/s 3 of UGC Act, 1956)

Grade 'A++' Accredited by NAAC

Sector-1, Kamothe, Navi Mumbai-410 209 | Tel.: 022-27437829, 27437620

Email: [mgmudpo@mgmuhs.com](mailto:mgmudpo@mgmuhs.com) | Website: [www.mgmudpo.edu.in](http://www.mgmudpo.edu.in)

**LIST OF EQUIPMENTS IN OF PROSTHETICS AND ORTHOTICS**  
**DEPARTMENT FOR THE ACADEMIC YEAR 2022-2023: -**

SR NO	EQUIPMENTS	AVAILABILITY
01	Vacuum Machine for Orthotic	01
02	Combination Grinder	01
03	Dust Collector	01
04	Prosthetic & Orthotic (Combined Oven)	01
05	AK Casting Apparatus	01
06	Pillar Drill Machine	01
07	Mandrel for Air Suction	01
08	Parallel Bar	01
09	Modification Sink	01
10	Tool Holder	02
11	Staple Gun	01
12	Oven Glove for Moulding	01
13	Drape Frame 13.1 7 16 +Drape Frame Spacer 343 & 406	01
14	EIL Wrench	01
15	Vacuum Bench with Necessary Accessories	01
16	Industrial Sewing Machine with Stand & Table	01
17	Router with Attachments	01

**Dr. Uttara Deshmukh (P&O)**  
Associate Professor, Principal,  
MGMIUDPO  
Sector-01, Kamothe, Navi Mumbai.

Head of the Department,  
MGM INSTITUTE'S UNIVERSITY DEPARTMENT  
OF PROSTHETICS AND ORTHOTICS  
NAVI MUMBAI





**MGM INSTITUTE'S UNIVERSITY DEPARTMENT OF PROSTHETICS & ORTHOTICS**  
(A constituent unit of MGM INSTITUTE OF HEALTH SCIENCES, NAVI MUMBAI)

(Deemed to be University u/s 3 of UGC Act, 1956)


Grade 'A++' Accredited by NAAC

Sector-1, Kamothe, Navi Mumbai-410 209 | Tel.: 022-27437829, 27437620

Email: [mgmudpo@mgmuhs.com](mailto:mgmudpo@mgmuhs.com) | Website: [www.mgmudpo.edu.in](http://www.mgmudpo.edu.in)

**LIST OF EQUIPMENTS IN OF PROSTHETICS AND ORTHOTICS**  
**DEPARTMENT FOR THE ACADEMIC YEAR 2022-2023: -**

SR NO	EQUIPMENTS	AVAILABILITY
01	Deburring Tool	04
02	Revolving Leather Punch	04
03	Scissor for LTTP Sheet	04
04	Hole Saw Cutter -27 mm	04
05	Hole Saw Cutter -25 mm	04
06	Hole Saw Cutter -19 mm	04
07	Heavy Duty Knife	04
08	Surform file Flat with Handle	04
09	Loctite 222/243	04
10	Teflon Sheet (5 MIL) Per Meter	04
11	Surform Blade round	04
12	Surform Blade Half round	04
13	Surform Blade Flat	04
14	M-L Calliper (Orthotic)	04
15	Draw Knife	04
16	Screw Driver Set (936,934,927,824,804)	04
17	Nut Driver -4mm	04
18	Steel Scale 60 cms	04
19	Centre Punch	04
20	File Half Round Smooth with Handle	04
21	File Flat Smooth with Handle (Size -10")	04
22	File Round Smooth with Handle (10")	04

  
**Dr. Uttara Deshmukh (P&O)**  
Associate Professor, Principal,  
MGMIUDPO  
Sector-01, Kamothe, Navi Mumbai.

Head of the Department,  
MGM INSTITUTE'S UNIVERSITY DEPARTMENT  
OF PROSTHETICS AND ORTHOTICS  
NAVI MUMBAI







**MGM INSTITUTE'S UNIVERSITY DEPARTMENT OF PROSTHETICS & ORTHOTICS**  
(A constituent unit of MGM INSTITUTE OF HEALTH SCIENCES, NAVI MUMBAI)

(Deemed to be University u/s 3 of UGC Act, 1956)


Grade 'A++' Accredited by NAAC

Sector-1, Kamothe, Navi Mumbai-410 209 | Tel.: 022-27437829, 27437620

Email: [mgmudpo@mgmuhs.com](mailto:mgmudpo@mgmuhs.com) | Website: [www.mgmudpo.edu.in](http://www.mgmudpo.edu.in)

**LIST OF EQUIPMENTS IN OF PROSTHETICS AND ORTHOTICS**  
**DEPARTMENT FOR THE ACADEMIC YEAR 2022-2023**

SR NO	EQUIPMENTS	AVAILABILITY
23	Rivet Cutter	04
24	Bend Nose Plier-7"	04
25	Hacksaw Frame	04
26	Scissor-8"	04
27	Silicone Cutting Scissor	04
28	Chisel Small 12-CM	04
29	Chisel Big	04
30	Drill Bit size -1/8"	04
31	Drill Bit size-1/6"	04
32	Drill Bit size-1/2"	04
33	Drill Bit size-1/4"	04
34	Drill Bit size -11/64"	04
35	Drill Bit size -5/32"	04
36	Spanner Set 6-7,8-9,10-11, 12-13, 14-15, 16-17, 18-19, 20-22, 21-	04
37	Hammer 200 Gms	04
38	Hammer 500 Gms	04
39	Allen Key Set (Key Set Folding 1.5 -6MM)	04
40	T-Handle Allen Key Set with Stand (1.5-10 MM)	04
41	Cast Skt Support Taper	04
42	AP-ML Calliper (B.K)	04
43	Piler	04
44	Pipe Vice -2"	04

  
**Dr. Uttara Deshmukh (P&O)**  
Associate Professor, Principal,  
MGMIUDPO  
Sector-01, Kamothe, Navi Mumbai.

Head of the Department,  
MGM INSTITUTE'S UNIVERSITY DEPARTMENT  
OF PROSTHETICS AND ORTHOTICS  
NAVI MUMBAI





**MGM INSTITUTE'S UNIVERSITY DEPARTMENT OF PROSTHETICS & ORTHOTICS**  
(A constituent unit of MGM INSTITUTE OF HEALTH SCIENCES, NAVI MUMBAI)  
(Deemed to be University u/s 3 of UGC Act, 1956)

Grade 'A++' Accredited by NAAC

Sector-1, Kamothe, Navi Mumbai-410 209 | Tel.: 022-27437829, 27437620

Email: [mgmudpo@mgmuhs.com](mailto:mgmudpo@mgmuhs.com) | Website: [www.mgmudpo.edu.in](http://www.mgmudpo.edu.in)

**LIST OF EQUIPMENTS ADDED IN PROSTHETICS AND ORTHOTICS  
DEPARTMENT FOR THE ACADEMIC YEAR 2022-2023**

SR NO	EQUIPMENTS	AVAILABILITY
01	Transtibial Draping Frames (Above Knee)	2
02	Transtibial Draping Frames (Below Knee)	2

**Dr. Uttara Deshmukh (P&O)**  
Associate Professor, Principal,  
MGMIUDPO  
Sector-01, Kamothe, Navi Mumbai.

Head of the Department,  
MGM INSTITUTE'S UNIVERSITY DEPARTMENT  
OF PROSTHETICS AND ORTHOTICS  
NAVI MUMBAI

