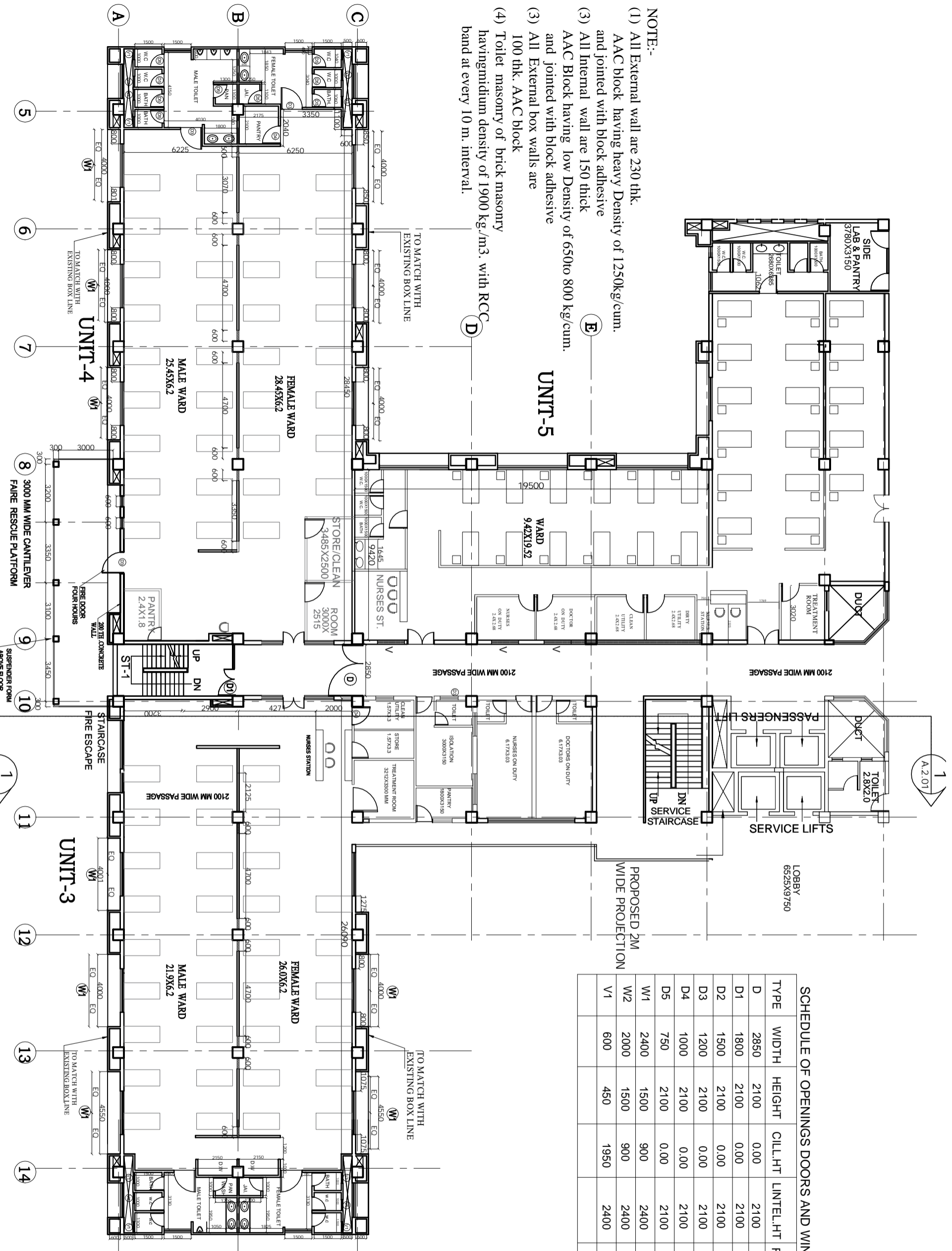




# TENDER DRAWING

SCHEDULE OF OPENINGS DOORS AND WINDOWS					
TYPE	WIDTH	HEIGHT	CILL.HT	UNTEL.HT	REMARK
D	2850	2100	0.00	2100	
D1	1800	2100	0.00	2100	
D2	1500	2100	0.00	2100	
D3	1200	2100	0.00	2100	
D4	1000	2100	0.00	2100	
D5	750	2100	0.00	2100	
W1	2400	1500	900	2400	
W2	2000	1500	900	2400	
V1	600	450	1950	2400	

- NOTE:-
- (1) All External wall are 230 thk. AAC block having heavy Density of 1250kg/cum. and jointed with block adhesive
  - (3) All Internal wall are 150 thick AAC Block having low Density of 650to 800 kg/cum. and jointed with block adhesive
  - (3) All External box walls are 100 thk. AAC block
  - (4) Toilet masonry of brick masonry having medium density of 1900 kg/m<sup>3</sup>. with RCC band at every 10 m. interval.



FOURTH FLOOR BUILT UP AREA = 1241 SQMT

FOURTH FLOOR PLAN BLOCK '1'

NOTE :- BOX SHOULD BE MATCH WITH EXISTING ELEVATION AND CONSIDER FLOOR MARGIN. WINDOW SHOULD BE MATCH WITH EXISTING LINE. MATCH ALL PROJECTION AND DOOR WINDOW HEIGHTS WITH EXISTING FLOOR LEVEL BY CONSIDERING FLOOR MARGIN.

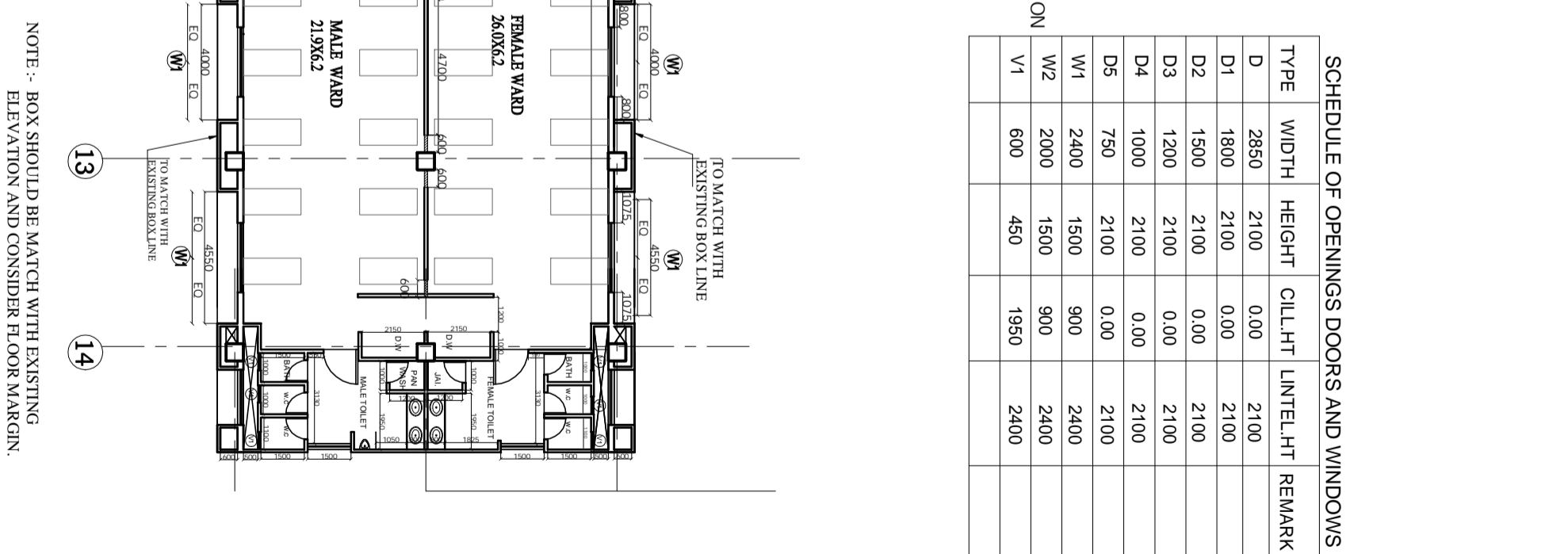
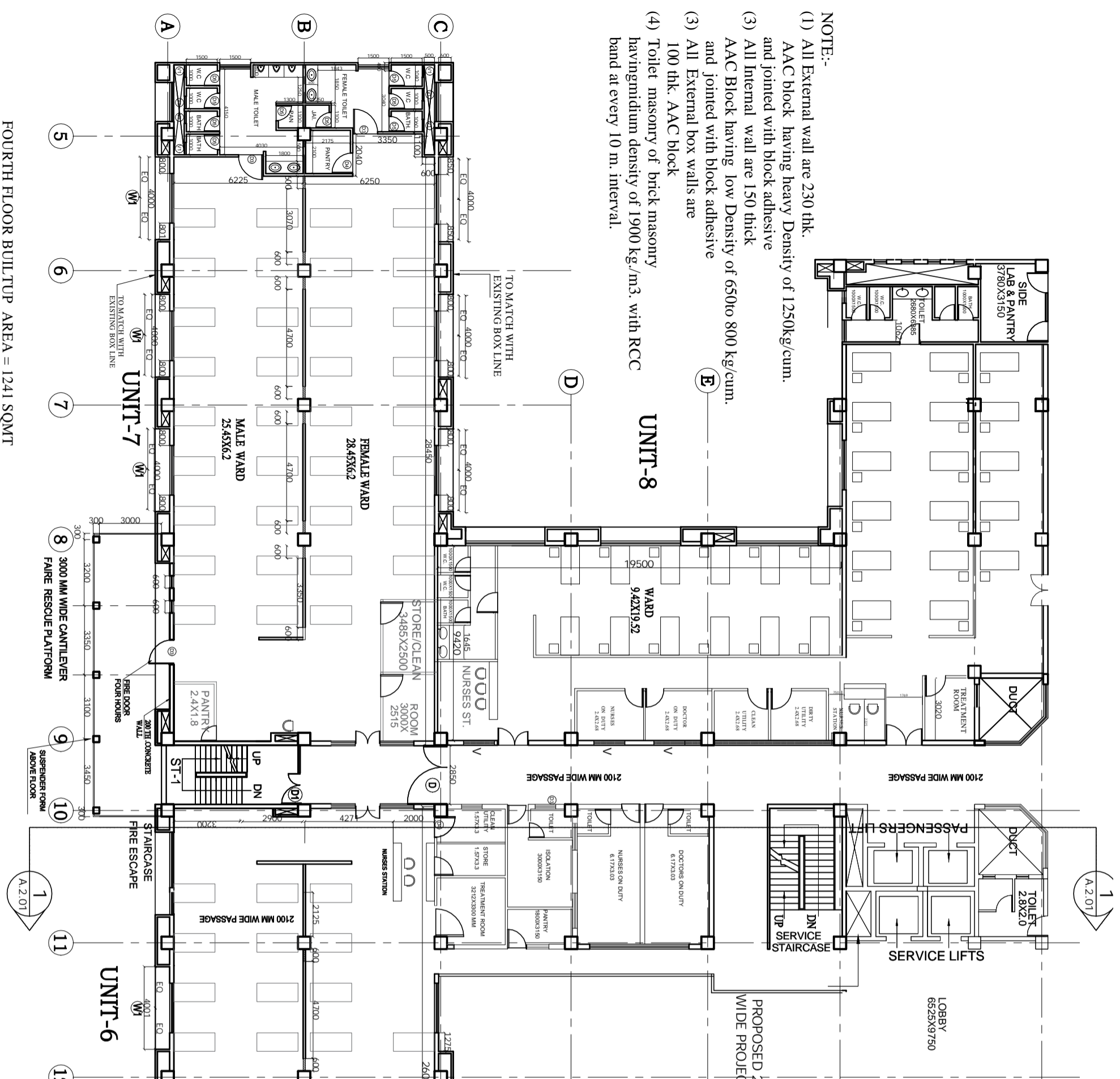
JOB TITLE		PROPOSED ADDITION AND ALTERATION IN HOSPITAL PLOT AT N-6, CIDCO, TOWN CENTER, NEW AURANGABAD MISSION TRUST FOR MAHATMA GANDHI	
REV	DATE	DISCRPTION	
space forum architects Pvt. Ltd. 173, NANDANVAN COLONY CANTONMENT, AURANGABAD 431002			
ISSUED TO	DATE	NO. OF PRINTS	

SHEET TITLE		FOURTH FLOOR PLAN	
DEALT BY.		NORTH	
CHECKED BY.			
SCALE			
DATE	07.01.2021		
DRG. NO.	A.1.02		

# TENDER DRAWING

SCHEDULE OF OPENINGS DOORS AND WINDOWS					
TYPE	WIDTH	HEIGHT	CILL.HT	LINTEL.HT	REMARK
D	2850	2100	0.00	2100	
D1	1800	2100	0.00	2100	
D2	1500	2100	0.00	2100	
D3	1200	2100	0.00	2100	
D4	1000	2100	0.00	2100	
D5	750	2100	0.00	2100	
W1	2400	1500	900	2400	
W2	2000	1500	900	2400	
V1	600	450	1950	2400	

- NOTE:-
- (1) All External wall are 230 thk. AAC block having heavy Density of 1250kg/cum. and jointed with block adhesive
  - (3) All Internal wall are 150 thick AAC Block having low Density of 650to 800 kg/cum. and jointed with block adhesive
  - (3) All External box walls are 100 thk. AAC block
  - (4) Toilet masonry of brick masonry havingmidium density of 1900 kg./m3. with RCC band at every 10 m. interval.



FOURTH FLOOR BUILTUP AREA = 1241 SQMT

FIFTH FLOOR PLAN BLOCK '1'

NOTE :- BOX SHOULD BE MATCH WITH EXISTING ELEVATION AND CONSIDER FLOOR MARGIN. WINDOW SHOULD BE MATCH WITH EXISTING LINE.

MATCH ALL PROJECTION AND DOOR WINDOW HEIGHTS WITH EXISTING FLOOR LEVEL BY CONSIDERING FLOOR MARGIN.

PROPOSED ADDITION AND ALTERATION IN HOSPITAL PLOT AT N-6, CIDCO, TOWN CENTER, NEW AURANGABAD MISSION TRUST FOR MAHATMA GANDHI

173, NANDAVAN COLONY CANTONMENT, AURANGABAD 431002

space forum architects Pvt. Ltd.

REV	DATE	DISCRPTION

ISSUED TO \_\_\_\_\_ DATE \_\_\_\_\_ NO. OF PRINTS \_\_\_\_\_

JOB TITLE \_\_\_\_\_

SHEET TITLE \_\_\_\_\_

FIFTH FLOOR PLAN

DEALT BY \_\_\_\_\_

CHECKED BY \_\_\_\_\_

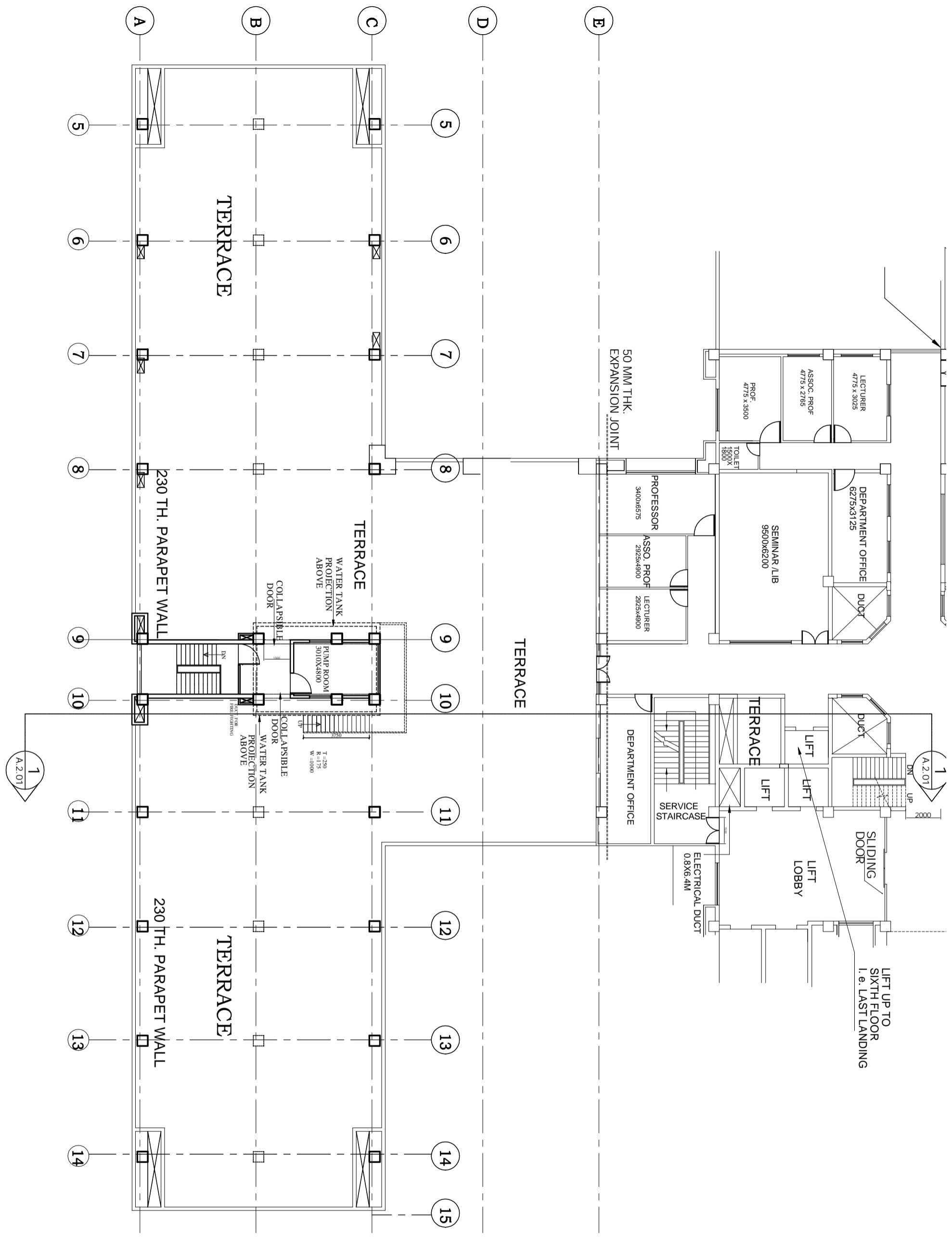
SCALE \_\_\_\_\_

DATE 07.01.2021

DRG. NO. A.1.03

NORTH

# TENDER DRAWING

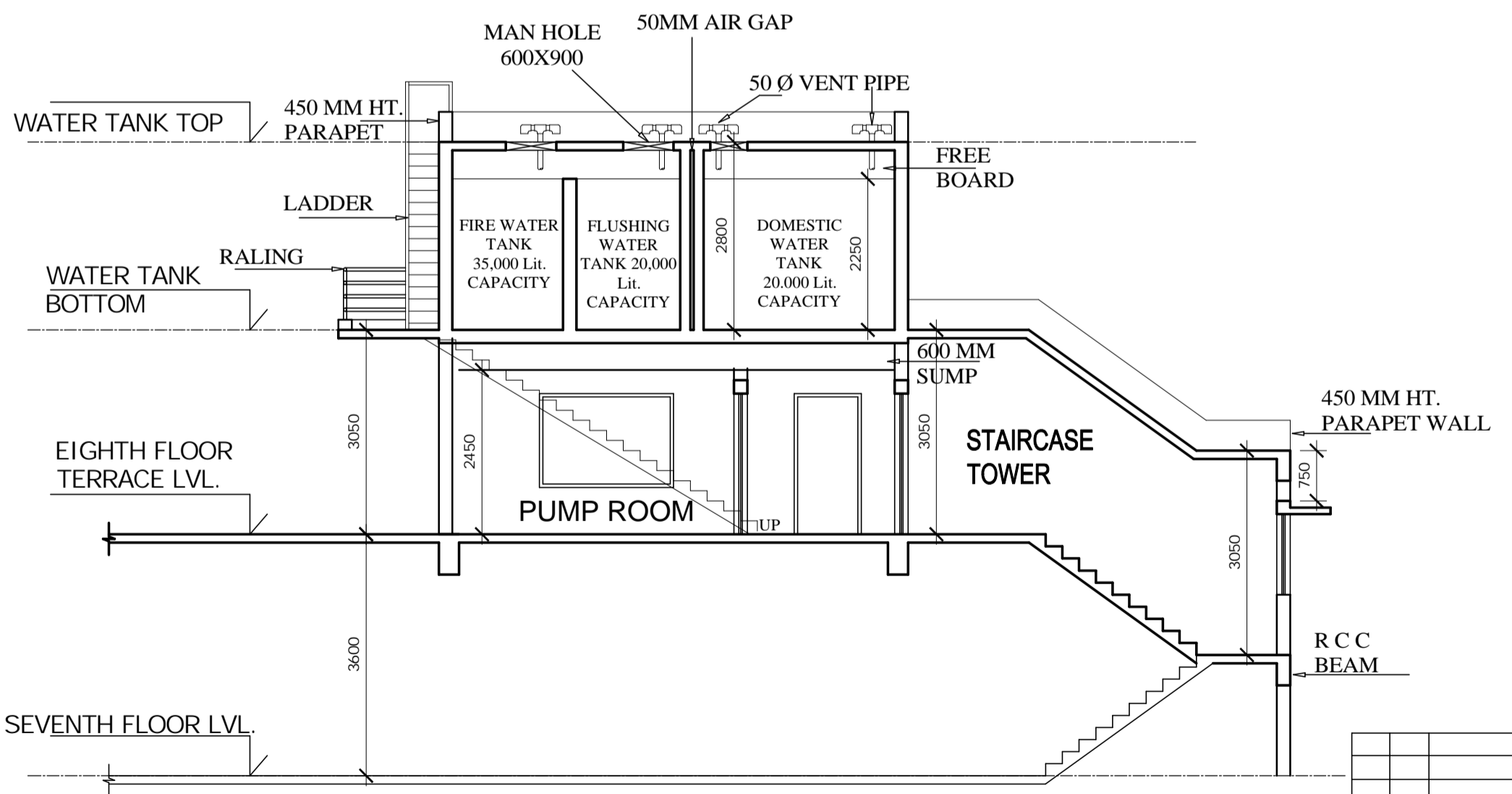
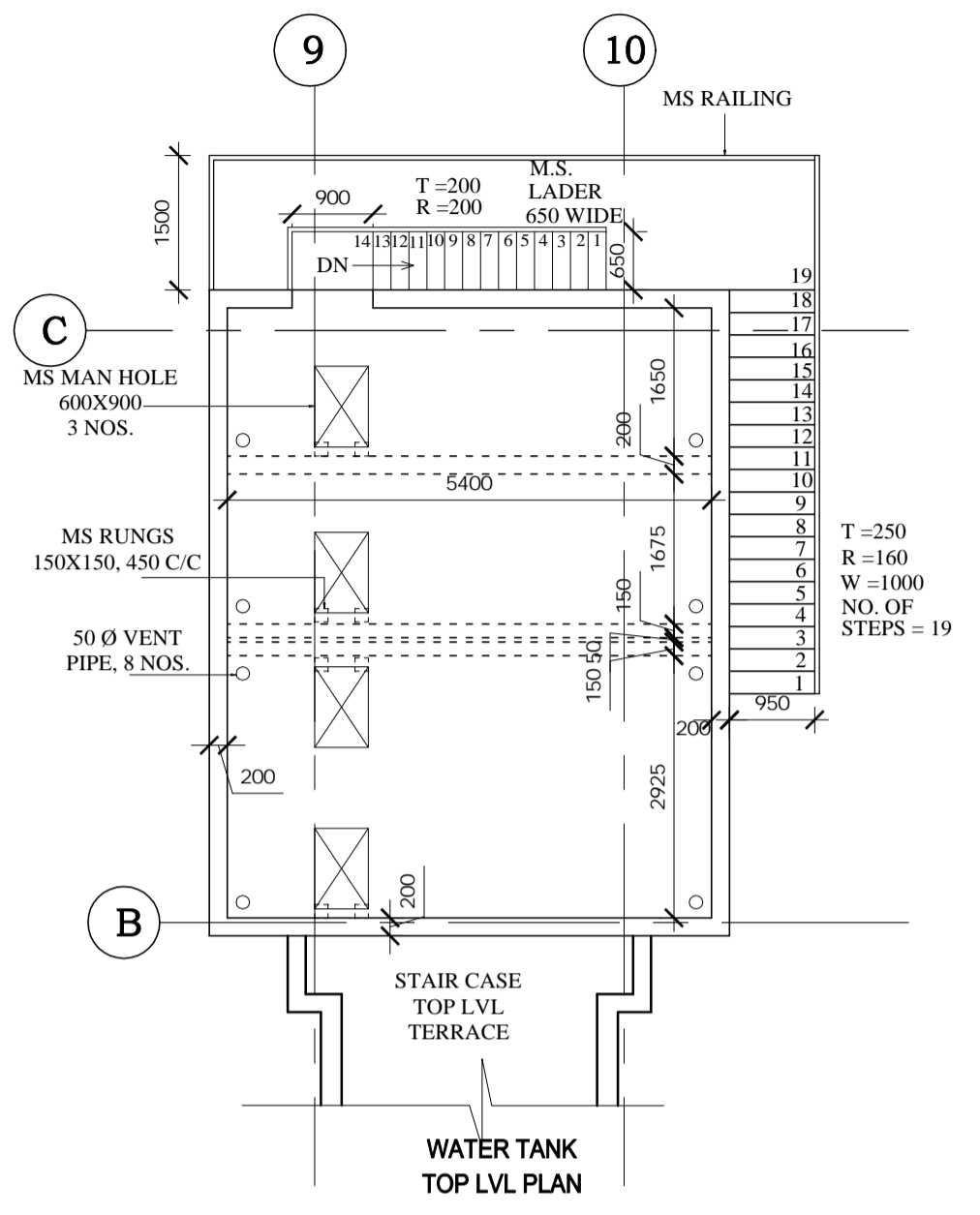
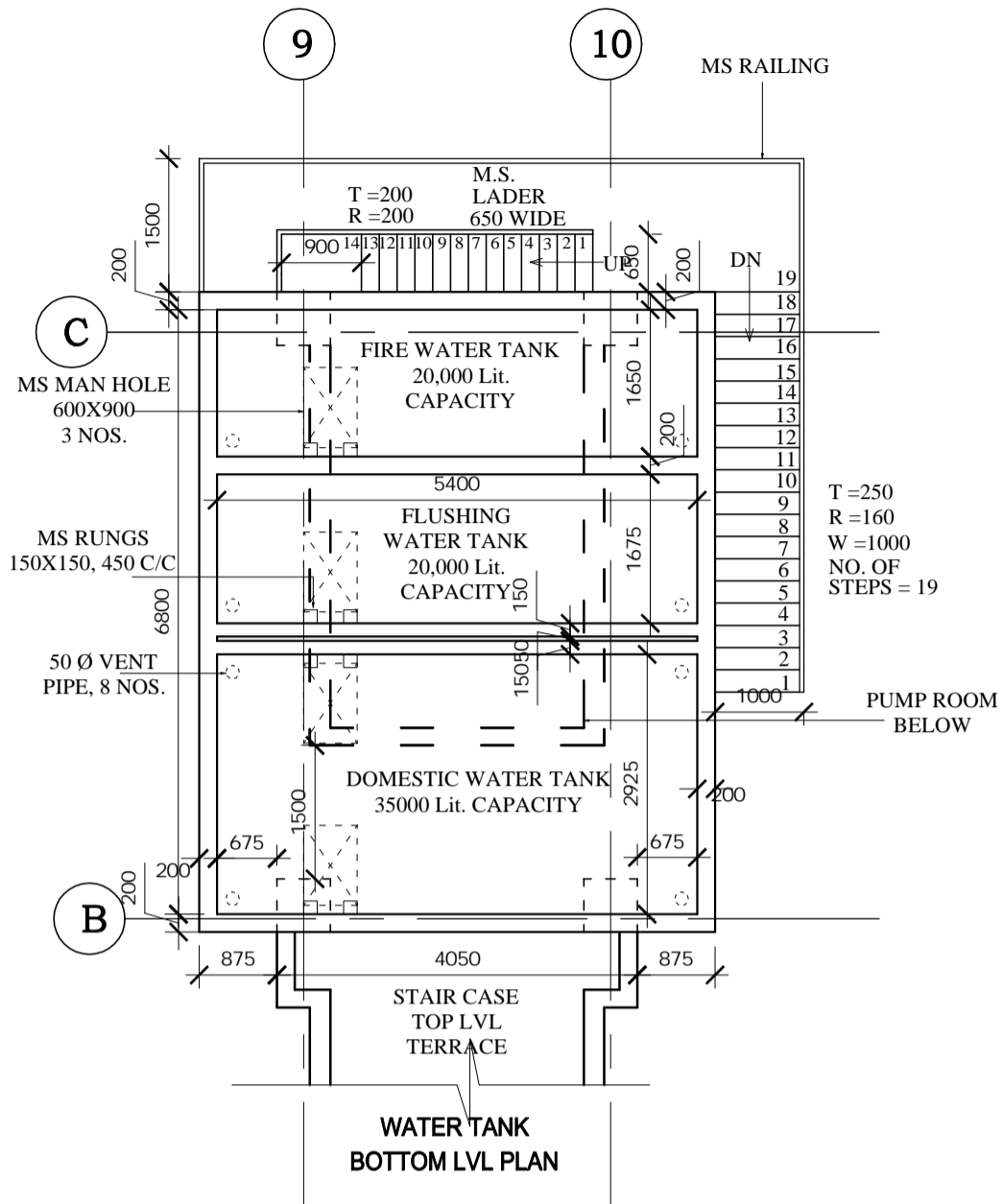


TERRACE FLOOR PLAN

JOB TITLE		PROPOSED ADDITION AND ALTERATION IN HOSPITAL PLOT AT N-6, CIDCO, TOWN CENTER, NEW AURANGABAD MISSION TRUST FOR MAHATMA GANDHI	
REV		DESCRIPTION	
ISSUED TO	DATE	NO. OF PRINTS	
DEALT BY:		NORTH	
CHECKED BY:		N	
SCALE			
DATE		07.01.2021	
DRG. NO.		A.1.04	

space forum architects pvt. ltd.  
173, NANDANAN COLONY  
CANTONEMENT, AURANGABAD  
431002

SHEET TITLE  
TERRACE FLOOR PLAN



**SECTION THROUGH WATER TANK**

REV	DATE	DISCRIPTION

space forum architects pvt. l  
173, NANDANVAN COLONY  
CANTONMENT, AURANGABAD  
431002

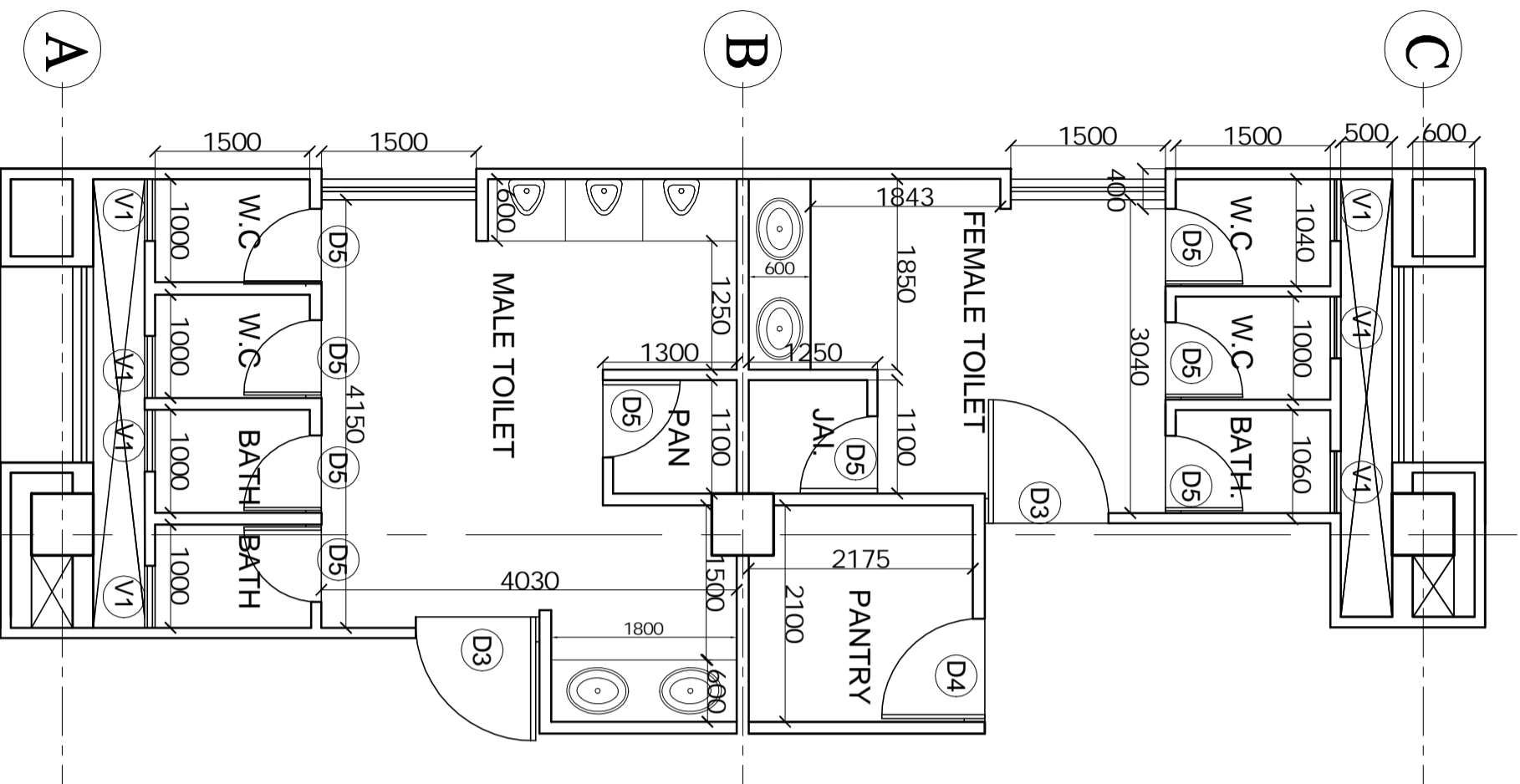
JOB TITLE  
PROPOSED ADDITION AND ALTERATION IN HOSPITAL PLOT AT N-6, CIDCO, TOWN CENTER, NEW AURANGABAD MISSION TRUST FOR MAHATMA GANDHI

SHEET TITLE  
**WATER TANK DETAIL  
BLOCK NO.1**

DEALT BY.		NOR
CHECKED BY.		N
SCALE		
DATE	07.01.2021	
DRG. NO.	A.4.01	

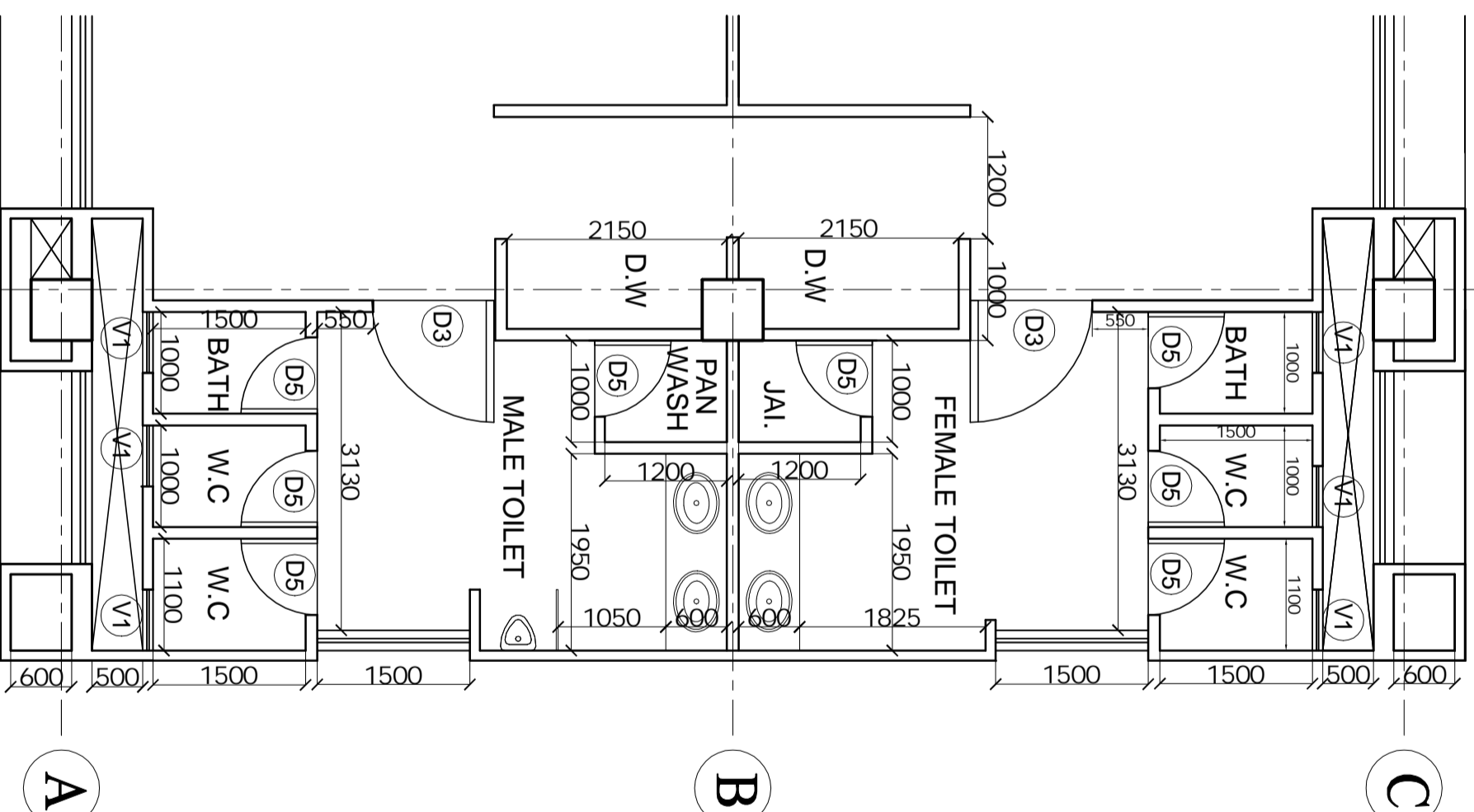


# TENDER DRAWING



TOILET DETAIL OF  
4th AND 5th FLOOR PLAN

5



TOILET DETAIL OF  
4th AND 5th FLOOR PLAN

14

REV	DATE	DISCRPTION	ISSUED TO	DATE	NO. OF PRINTS

JOB TITLE  
 space forum architects Pvt. Ltd.  
 173, NANDAVAN COLONY  
 CANTONMENT, AURANGABAD  
 431002

PROPOSED ADDITION AND  
 ALTERATION IN HOSPITAL PLOT AT  
 N-6, CIDCO, TOWN CENTER, NEW  
 AURANGABAD MISSION TRUST FOR  
 MAHATMA GANDHI

SHEET TITLE  
 TOILET DETAIL OF  
 4th AND 5th FLOOR PLAN

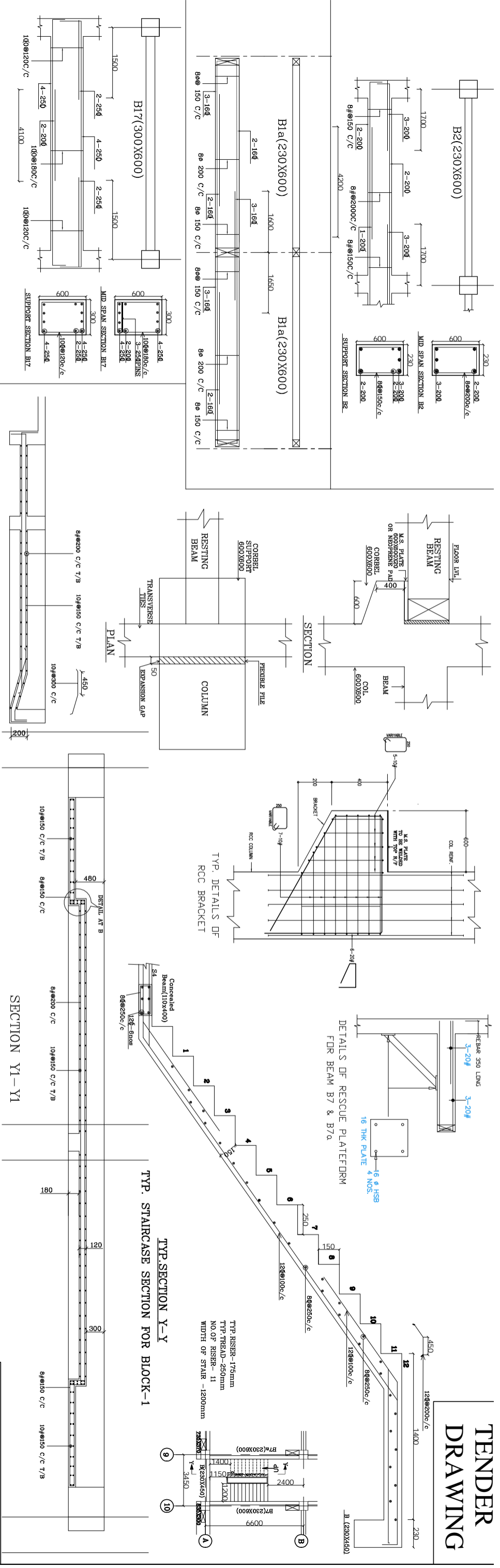
DEALT BY.	NORTH
CHECKED BY.	N
SCALE	
DATE	07.01.2021
DRG. NO.	A.5.02





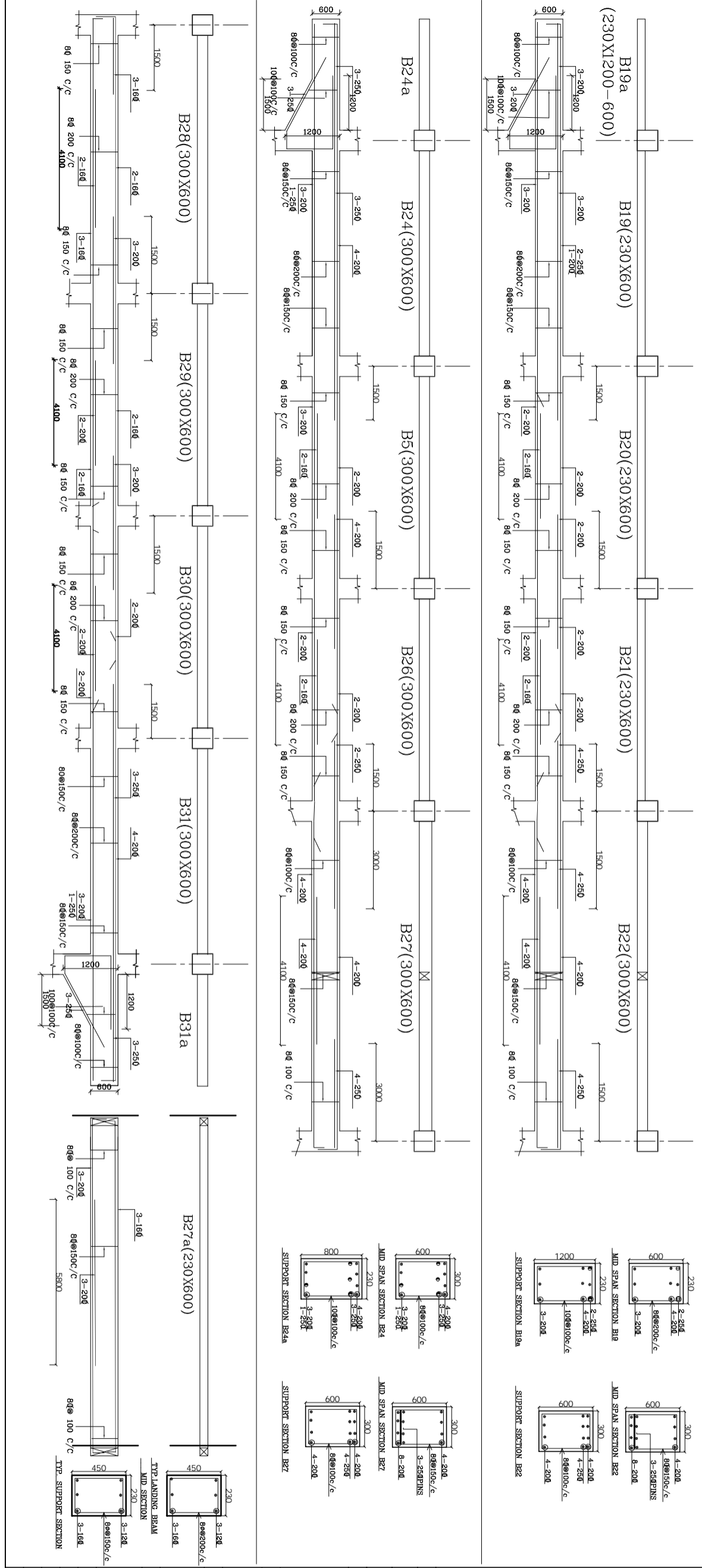


# TENDER DRAWING



## NOTES

1. ALL DIM. ARE IN MILLIMETER UNLESS NOTED OTHERWISE
2. NOT MORE THAN HALF THE COLUMN BARS SHALL BE LAPED AT A SECTION
3. **GRADE FOR CONCRETE** IS M20 (1:1.5:3) OR AS PER IS: 456-2008
4. **GRADE FOR REINFORCEMENT BARS** IS Fe 415 OR AS PER IS: 1786-2008.
5. CLEAR COVER TO THE R/F SHALL BE AS FOLLOWS
6. DEVELOPMENT LENGTH & LAP LENGTH SHALL BE 50 TIMES DIA OF BAR
7. TOP & BOTTOM BARS SHOULD BE LAPED AT THE ENDS AT LEAST FOR BEAM DEPTH IN CASE OF DEVELOPMENT LENGTH SATISFIED.
8. TOP BARS OF BEAM SHALL BE LAPED AT THE CENTER OF THE SPAN AND BOTTOM BARS SHALL BE LAPED AT THE SUPPORTS AT THE CENTER OF THE SPAN.
9. THE COLUMN BARS SHALL BE LAPED AT THE MIDDLE OF THE STOREY HEIGHT AND STAGGERED BY 1.3 TIMES DEVELOPMENT



<b>PROPOSED M.G.M. HOSPITAL AT N-6, CIDCO, NEW AURANGABAD</b>	
<b>SHEET TITLE</b> BEAM & SLAB DETAILS AT THIRD FLOOR COVER SLAB I.E. FOURTH FLOOR (BLOCK -1)	
<b>NORTH</b>	<b>KEY PLAN</b>
<b>JOB NO.</b>	<b>DRG. NO.</b>
<b>DATE</b>	<b>SCALE</b>
<b>DEALT BY</b>	<b>ST-01a</b>
<b>CHECKED BY</b>	

**PRINTS ISSUED TO**

**REVISIONS**


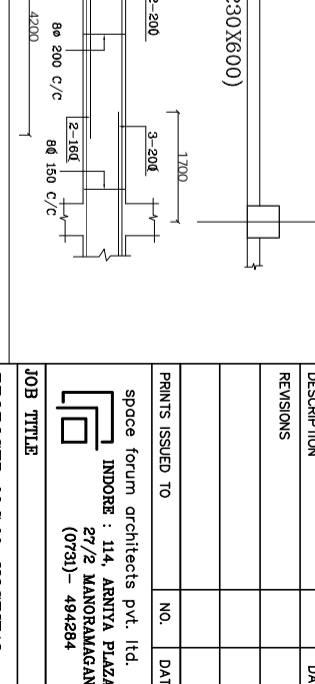
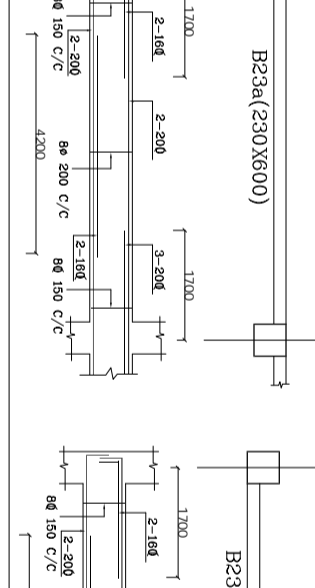
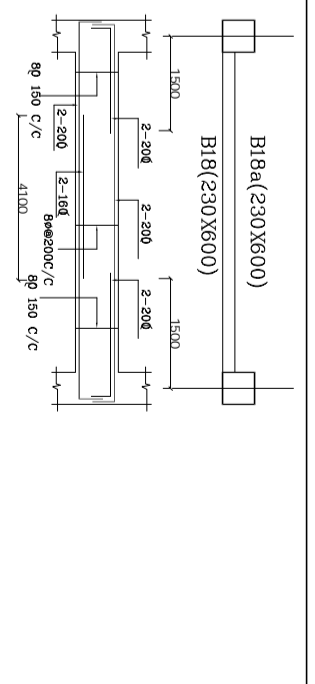
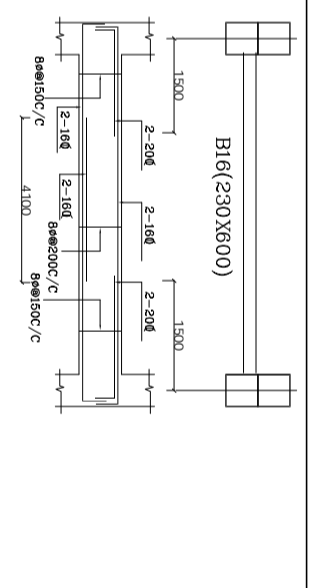
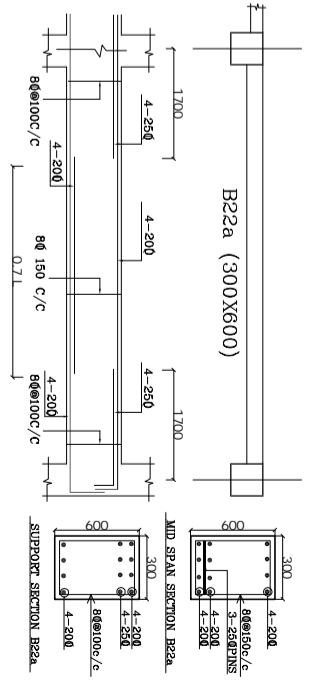
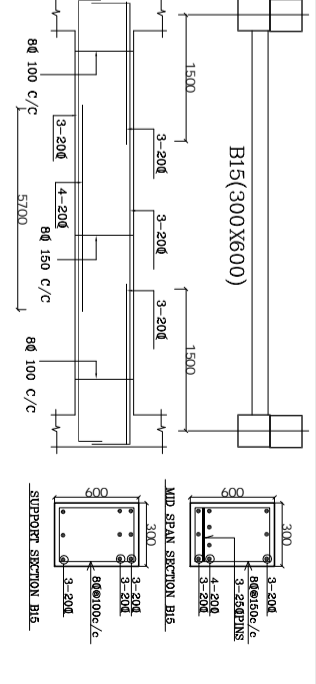
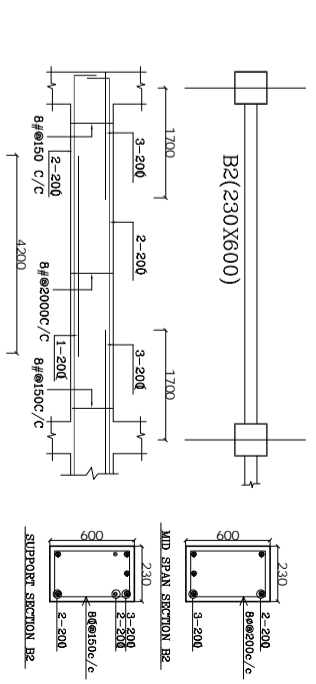
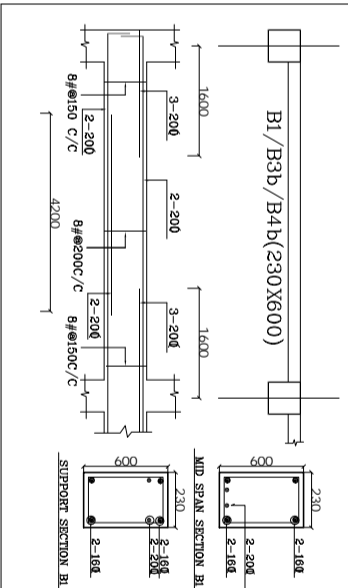
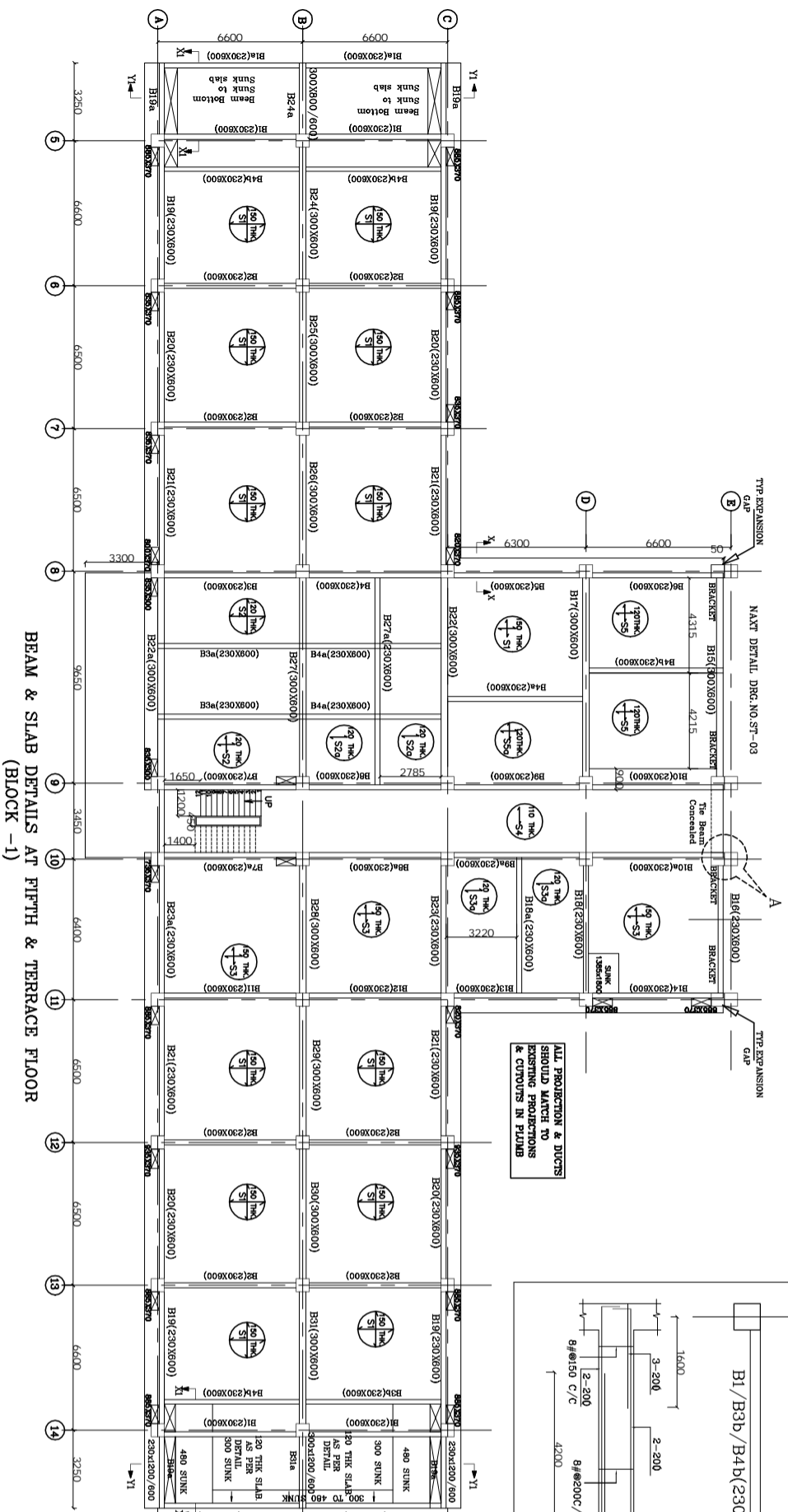
**DESCRIPTION**

**DATE**

**NO.**

**DATE**

space forum architects pvt. ltd.  
INDORE : 114, ARNIYA PLAZA  
27/2 MANORAMAGANI  
(0731)-494284



**SCHEDULE OF SLABS**

R/F DETAILS

S.NO	DEGN.	TYPE	THK.	GR. OF CONC.	GR. OF STEEL.	STEEL ALONG SHORT SPAN	STEEL ALONG LONG SPAN	EX. AT TOP	REMARK
1	S1	TWO WAY	150	M-20	Fe-500	100@125 C/C	100 @ 125C/C	100 @250 C/C EXTRA	100 ALTERNUP
2	S1G	TWO WAY	120	M-20	Fe-500	100@150 C/C	100 @ 200 C/C	100 @350 C/C EXTRA	100 ALTERNUP
3	S2	TWO WAY	120	M-20	Fe-500	100@175 C/C	100 @ 200 C/C	100 @350 C/C EXTRA	100 ALTERNUP
4	S2G	ONE WAY	120	M-20	Fe-500	100@175 C/C	100 @ 250 C/C	100 @350 C/C EXTRA	100 ALTERNUP
5	S3	TWO WAY	150	M-20	Fe-500	100@125 C/C	100 @ 125 C/C	100 @250 C/C EXTRA	100 ALTERNUP
6	S3G	ONE WAY	120	M-20	Fe-500	100@150 C/C	100 @ 250 C/C	100 @350 C/C EXTRA	100 ALTERNUP
7	S4	TWO WAY	110	M-20	Fe-500	100@150 C/C	100 @ 250 C/C	100 @350 C/C EXTRA	100 ALTERNUP
8	S4G	TWO WAY	120	M-20	Fe-500	100@150 C/C	100 @ 150 C/C	100 @300 C/C EXTRA	100 ALTERNUP
9	S5	TWO WAY	120	M-20	Fe-500	100@150 C/C	100 @ 200C/C	100 @300 C/C EXTRA	100 ALTERNUP
10	S5b	Center	110/150	M-20	Fe-500	100@150 C/C	100 @ 250 C/C		100 ALTERNUP AT TOP

**PROPOSED M.G.M. HOSPITAL**

AT N-6,CIDCON,NEW AURANGABAD

SHEET TITLE

BEAM & SLAB DETAILS AT FIFTH & TERRACE FLOOR (BLOCK -1)

NORTH

KEY PLAN

JOB NO.	07.01.2021	DRG. NO.	ST-02
DATE			
DEALT BY			
CHECKED BY			
SCALE			

PRINTS ISSUED TO

NO.

DATE

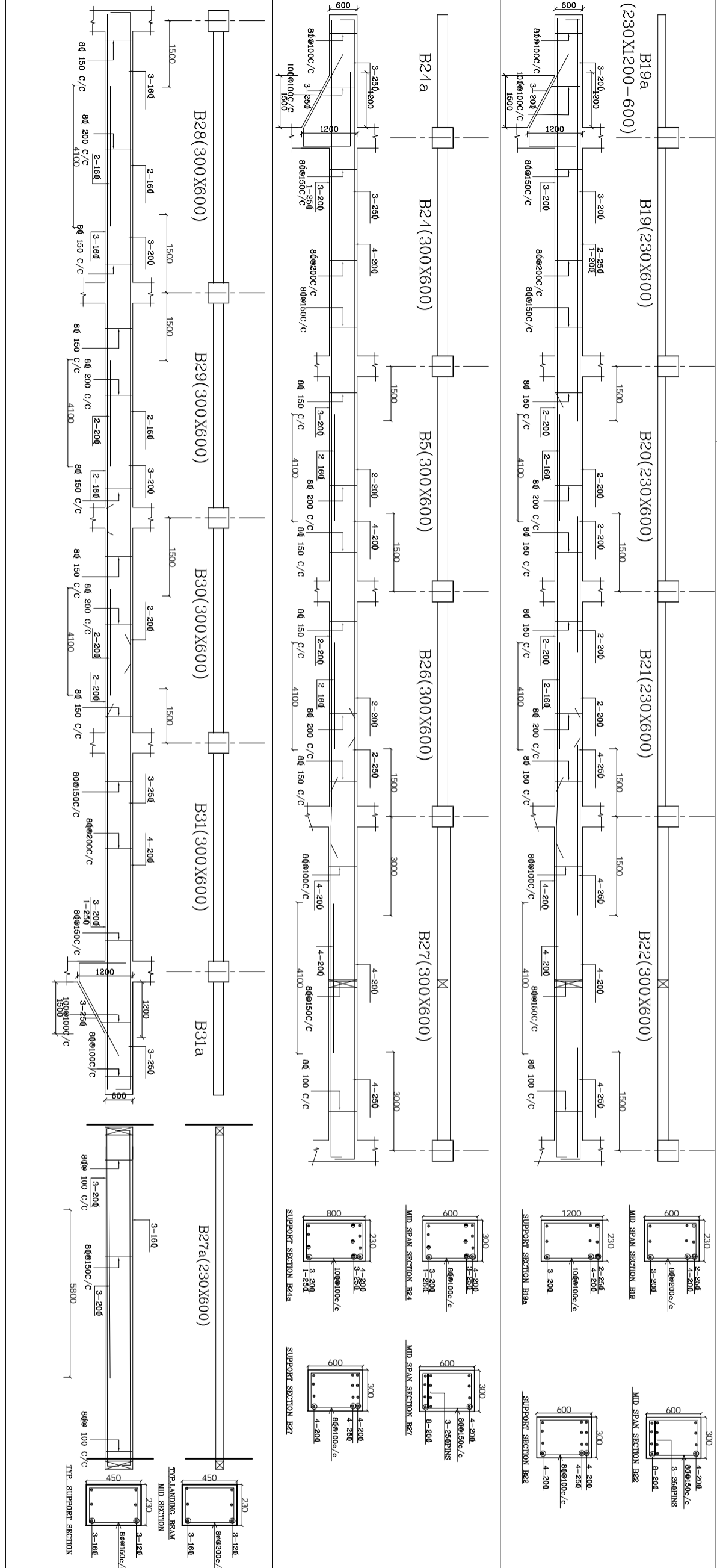
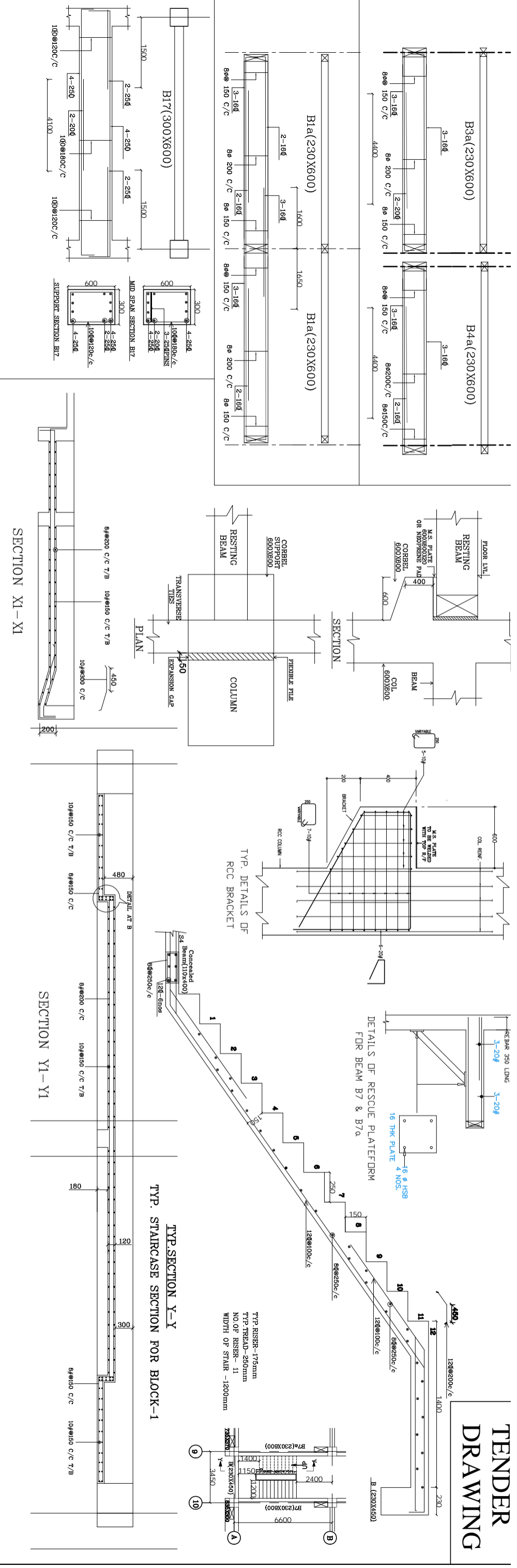
space forum architects Pvt. Ltd.

INDORE : 114, ARNIYA PLAZA

27/2, MANORAMAGANU

(0731) - 494284

# TENDER DRAWING



NO.	DATE	DESCRIPTION
1		NOTES
2		NOT MORE THAN HALF THE COLUMN BARS SHALL BE LAPPED AT A SECTION
3		CONTRIBUTING TO IS-456 WITH 200
4		STEEL REINFORCEMENT SHALL BE GRADE Fe-500 N/Sq. mm AS PER IS-1786-2008.
5		CLEAR COVER TO THE R/P SHALL BE AS FOLLOWS - 40mm ALROUND
6		DEVELOPMENT LENGTH & LAP LENGTH SHALL BE 50 TIMES DIA OF BAR
7		TOP & BOTTOM BARS SHOULD BE BEND AT THE ENDS AT LEAST FOR BEAM DEPTH IN CASE OF DEVELOPMENT LENGTH SATISFIED.
8		TOP BARS OF BEAM SHALL BE LAPPED AT THE CENTRE OF THE SPAN AND BOTTOM BARS SHALL BE LAPPED AT THE DEPTH WAY LENGTH FOR BOTH THE SLABS
9		THE COLUMN BARS SHALL BE LAPPED AT STAGGERED BY 1.3 TIMES DEVELOPMENT

REVISIONS	NO.	DATE	DESCRIPTION

PRINTS ISSUED TO	NO.	DATE

spoce forum architects Pvt. l'd  
 INDORE : 114, ARNIYA PLAZA  
 27/2 MANORAMAGANJ  
 (0731)-494284

**JOB TITLE**  
 PROPOSED M.G.M. HOSPITAL  
 AT N-6,CIDCO,NEW AURANGABAD

**SHEET TITLE**  
 BEAM & SLAB DETAILS AT FIFTH & TERRACE FLOOR  
 (BLOCK -1)

NORTH	KEY PLAN

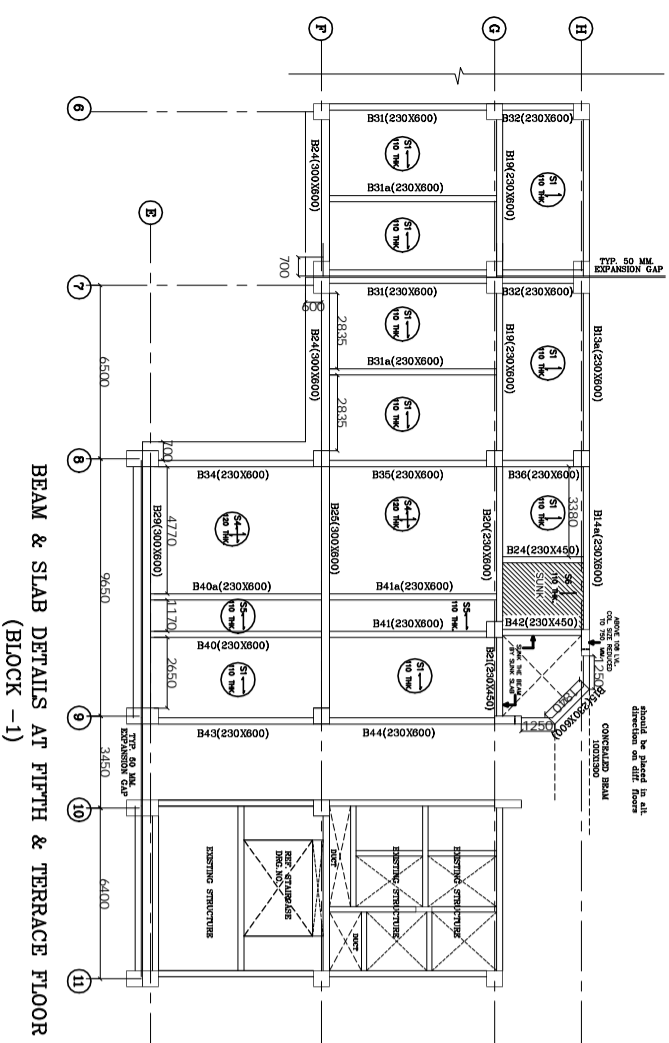
JOB NO.	DRG. NO.
07.01.2021	ST-02a

DATE: 07.01.2021  
 DEALT BY:  
 CHECKED BY:  
 SCALE:

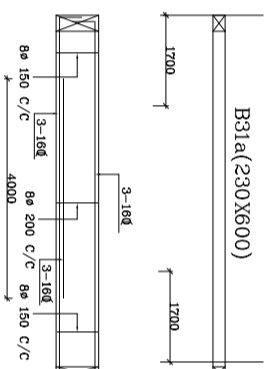
SCHEDULE OF SLAB

R/F DETAILS

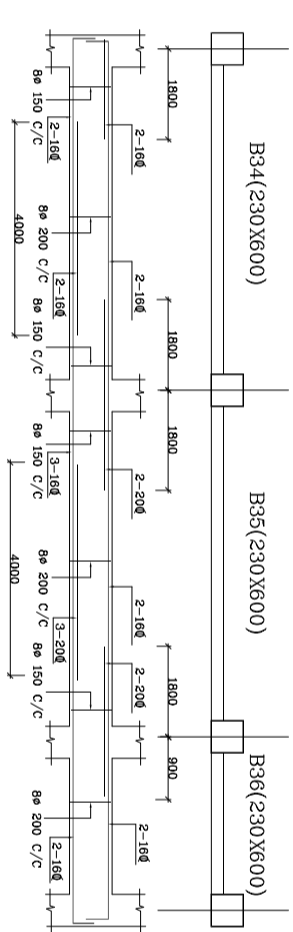
S.NO.	DEGN.	TYPE	THK.	GR.OF CONC.	GR.OF STEEL	STEEL ALONG SHORT SPAN	STEEL ALONG LONG SPAN	EX. AT TOP AT CONTD EDGE	REMARK
1)	S1	ONE WAY	110	M-20	Fe-500	10 $\phi$ @150 C/C	8 $\phi$ @ 250 C/C	10 $\phi$ @300 C/C EXTRA	10 $\phi$ ALT.BENTUP
2)	S4	TWO WAY	120	M-20	Fe-500	10 $\phi$ @20 C/C	10 $\phi$ @ 180 C/C	10 $\phi$ @240 C/C EXTRA	10 $\phi$ ALT.BENTUP



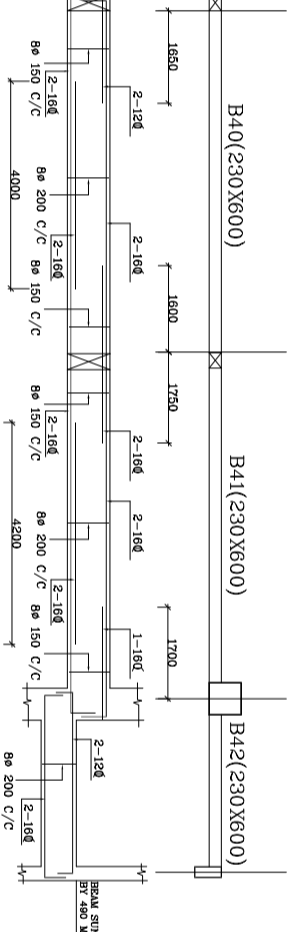
BEAM & SLAB DETAILS AT FIFTH & TERRACE FLOOR (BLOCK -1)



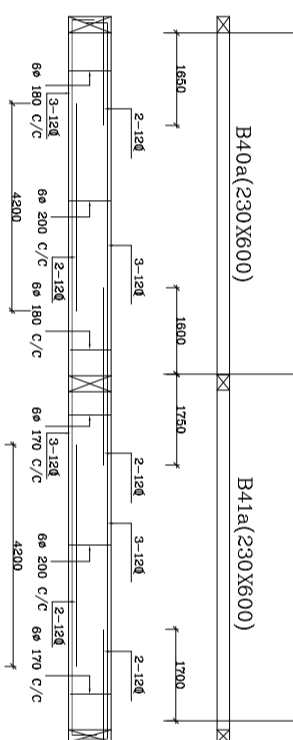
B31a(230X600)



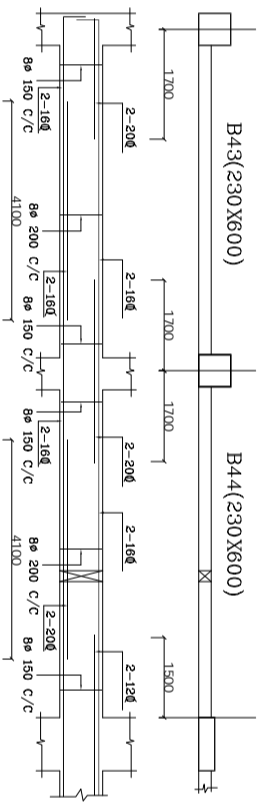
B34(230X600) B35(230X600)



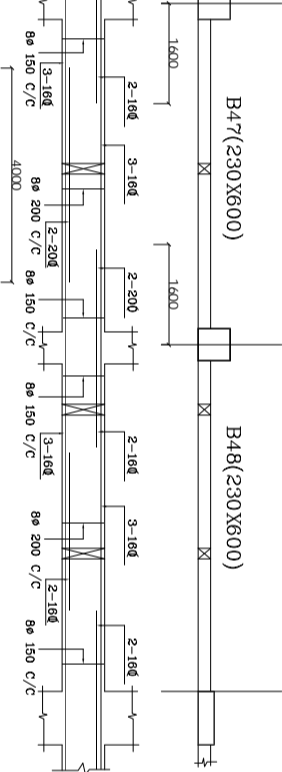
B40(230X600) B41(230X600)



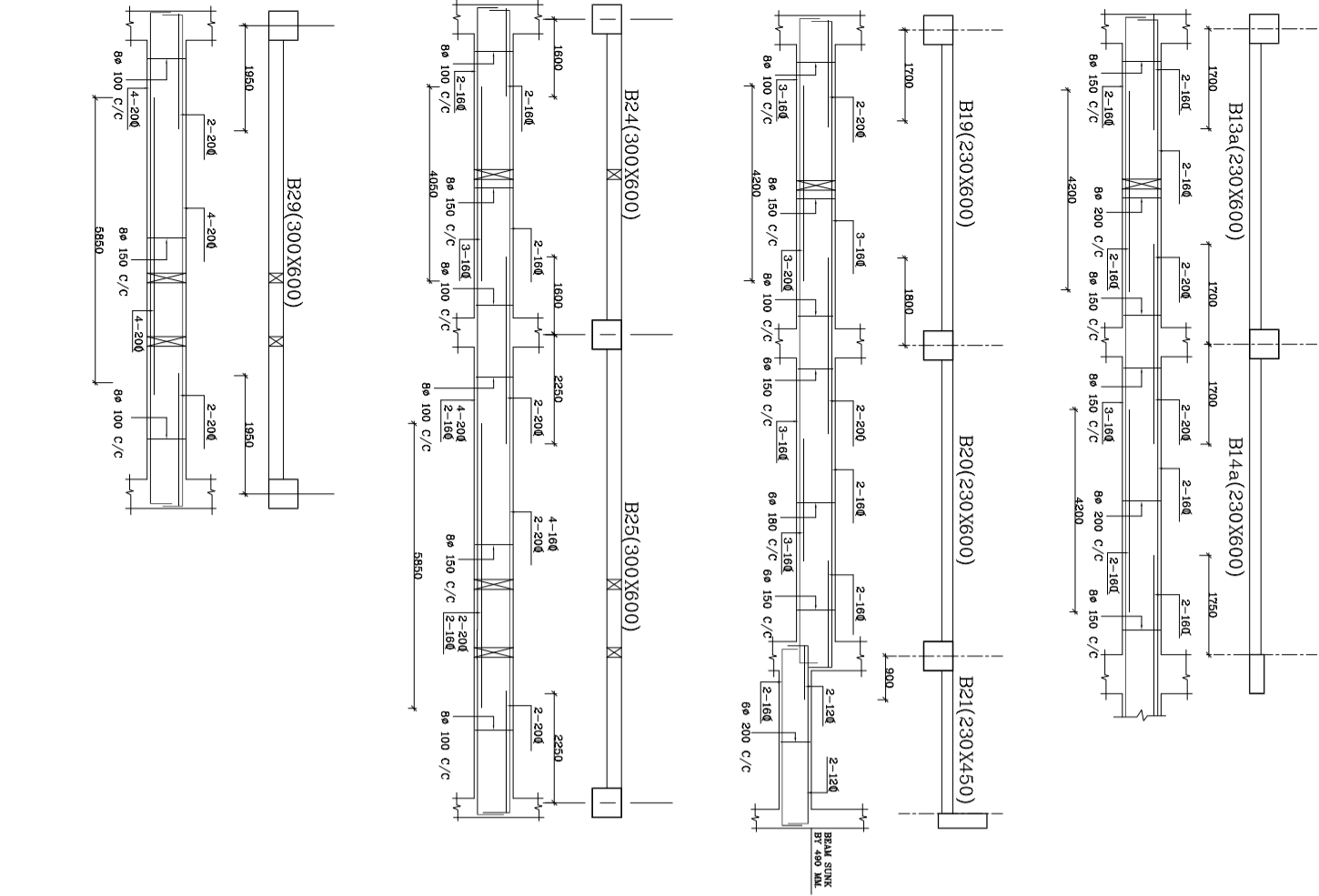
B40a(230X600) B41a(230X600)



B43(230X600) B44(230X600)



B47(230X600) B48(230X600)



DESCRIPTION	DATE
REVISIONS	
PRINTS ISSUED TO	NO. DATE
space forum architects pvt. ltd.	
INDORE : 114, ARNIYA PLAZA	
27/2, MANORAMGANJ	
(0731) - 494284	
JOB TITLE	
PROPOSED M.G.M. HOSPITAL	
AT N-6, CIDCO NEW AURANGABAD	
SHEET TITLE	
BEAM & SLAB DETAILS AT FIFTH & TERRACE FLOOR	
(BLOCK -1)	
NORTH	KEY PLAN
JOB NO.	DRG. NO.
DATE	07.01.2021
DEALT BY	
CHECKED BY	ST-03
SCALE	